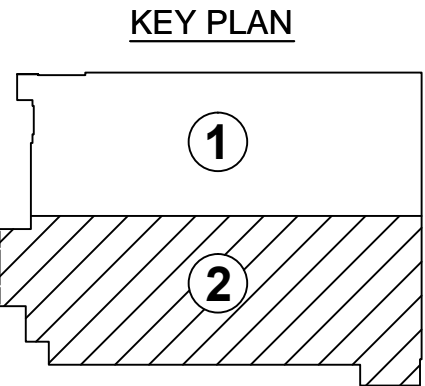


1
E-106
THIRD FLOOR PART PLAN II
SCALE: 1/16"=1'-0"
2' 0" 8' 16' 32'

SHEET NOTES
SEE E-500 SERIES SHEETS FOR PHOTOGRAPHS OF DEFICIENCIES. REFER TO G-100 SERIES SHEETS FOR ELECTRICAL SYMBOLS, CONSTRUCTION NOTES, AND CORRECTIVE ACTION.



CONTRACT NO.
FQ15090

DESIGNED	BEB	12/26/14
		DATE
DRAWN	BEB	12/26/14
		DATE
CHECKED	MAR	12/26/14
		DATE
APPROVED	MAR	12/26/14
		DATE

REFERENCE DRAWINGS	
NUMBER	DESCRIPTION

REVISIONS		
DATE	BY	DESCRIPTION



WASHINGTON METROPOLITAN AREA TRANSIT AUTHORITY

OFFICE OF CHIEF, INFRASTRUCTURE SERVICES DEPARTMENT
OF TRANSIT INFRASTRUCTURE AND ENGINEERING SERVICES

APPROVED _____ DATE _____
CHIEF ENGINEER

GFP A Gannett Fleming / Parsons
JOINT VENTURE

SUBMITTED _____ DATE _____
PROJECT MANAGER

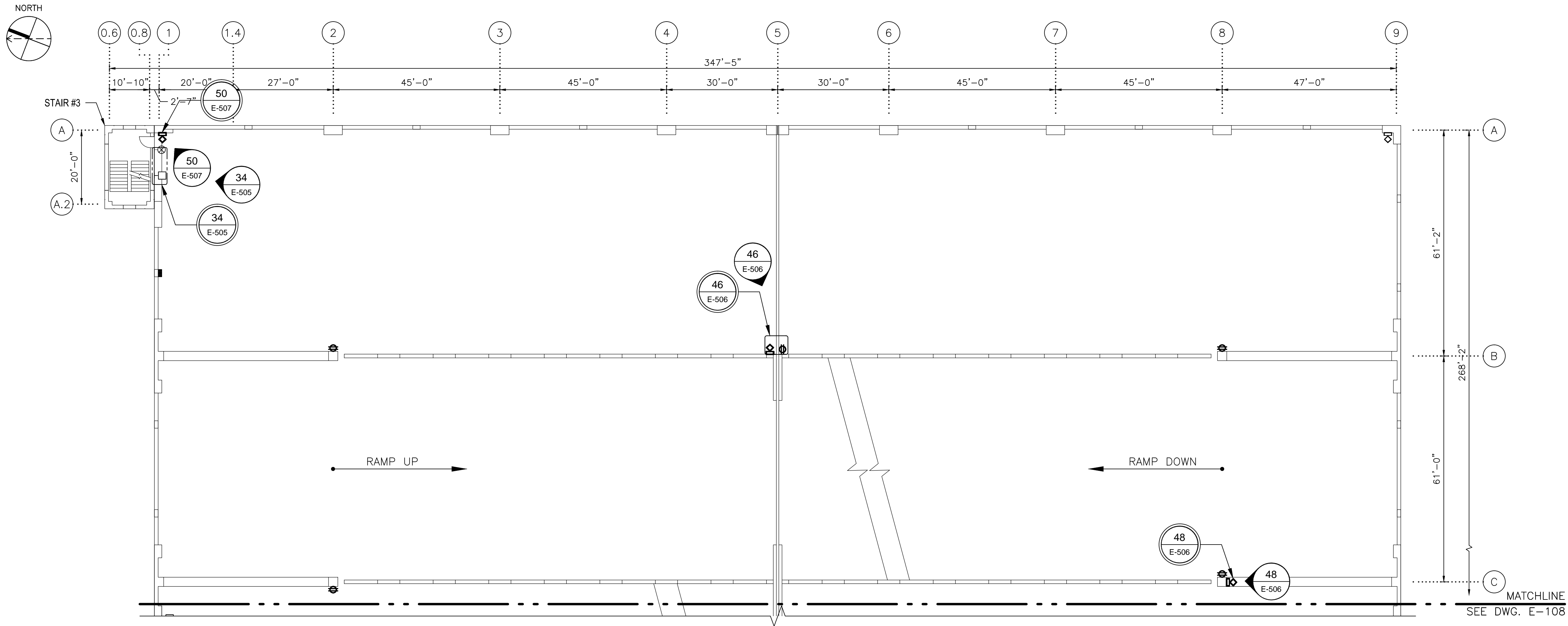
REHABILITATION OF WMATA PARKING FACILITIES
ELECTRICAL-GROSVENOR-STRATHMORE
LIGHTING AND POWER
THIRD FLOOR PART PLAN II

SCALE
AS SHOWN

DRAWING NO.
A11P-E-106

SHEET NO.
M1269-69

c:\w\working\gfp\wsh\ep\03270101\A11P-E-106.dwg
SHEET NAME: A11P-E-106
PLOT DATE: 12/17/2014 1:51:38 PM



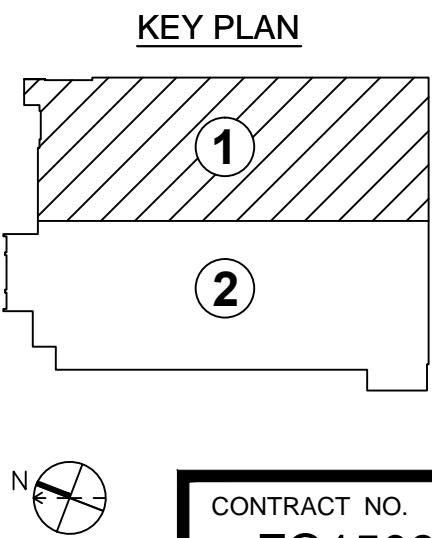
1
E-107

FOURTH FLOOR PART PLAN I

SCALE: 1/16"=1'-0"

2' 0" 8' 16' 32'

SHEET NOTES
SEE E-500 SERIES SHEETS FOR
PHOTOGRAPHS OF DEFICIENCIES. REFER TO
G-100 SERIES SHEETS FOR ELECTRICAL
SYMBOLS, CONSTRUCTION NOTES, AND
CORRECTIVE ACTION.



DESIGNED			REFERENCE DRAWINGS		REVISIONS		
BEB	12/26/14	DATE	NUMBER	DESCRIPTION	DATE	BY	DESCRIPTION
DRAWN	BEB	12/26/14					
CHECKED	MAR	12/26/14					
APPROVED	MAR	12/26/14					
		DATE					



WASHINGTON METROPOLITAN AREA TRANSIT AUTHORITY

OFFICE OF CHIEF, INFRASTRUCTURE SERVICES DEPARTMENT
OF TRANSIT INFRASTRUCTURE AND ENGINEERING SERVICES

APPROVED _____ DATE _____
CHIEF ENGINEER

GFP A Gannett Fleming / Parsons
JOINT VENTURE

SUBMITTED _____ DATE _____
PROJECT MANAGER

REHABILITATION OF WMATA PARKING FACILITIES
ELECTRICAL-GROSVENOR-STRATHMORE
LIGHTING AND POWER
FOURTH FLOOR PART PLAN I

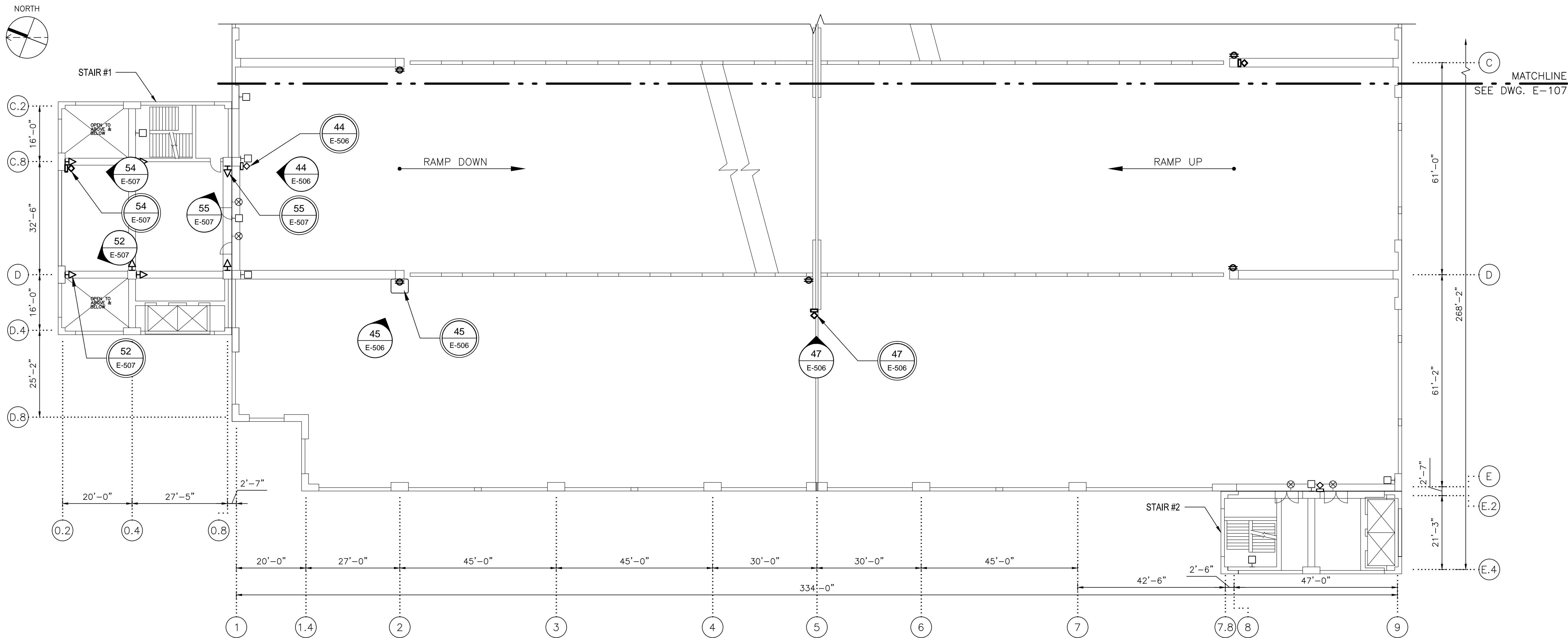
SCALE
AS SHOWN

DRAWING NO.
A11P-E-107

SHEET NO.
M1269-70

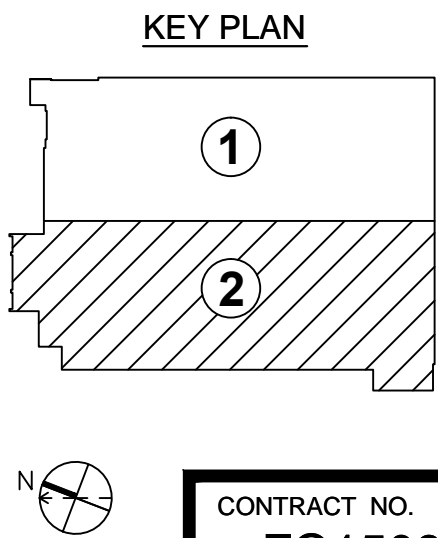
CONTRACT NO.
FQ15090

C:\pwworking\gfp\wsh\p15090\FQ15090-A11P-E-107.dwg
PLOT DATE: 12/26/14 2:46:53 PM
PLOTTER: HP DesignJet 5000PSN




1
E-108
FOURTH FLOOR PART PLAN II
SCALE: 1/16"=1'-0"
2' 0" 8' 16' 32'

SHEET NOTES
SEE E-500 SERIES SHEETS FOR
PHOTOGRAPHS OF DEFICIENCIES. REFER TO
G-100 SERIES SHEETS FOR ELECTRICAL
SYMBOLS, CONSTRUCTION NOTES, AND
CORRECTIVE ACTION.



DESIGNED			REFERENCE DRAWINGS		REVISIONS		
NUMBER	DESCRIPTION	DATE	NUMBER	DESCRIPTION	DATE	BY	DESCRIPTION
DESIGNED	BEB	12/26/14					
		DATE					
DRAWN	BEB	12/26/14					
		DATE					
CHECKED	MAR	12/26/14					
		DATE					
APPROVED	MAR	12/26/14					
		DATE					



WASHINGTON METROPOLITAN AREA TRANSIT AUTHORITY

OFFICE OF CHIEF, INFRASTRUCTURE SERVICES DEPARTMENT
OF TRANSIT INFRASTRUCTURE AND ENGINEERING SERVICES

GFP A Gannett Fleming / Parsons
JOINT VENTURE

APPROVED _____ DATE _____
CHIEF ENGINEER

SUBMITTED _____ DATE _____
PROJECT MANAGER

REHABILITATION OF WMATA PARKING FACILITIES
ELECTRICAL-GROSVENOR-STRATHMORE
LIGHTING AND POWER
FOURTH FLOOR PART PLAN II

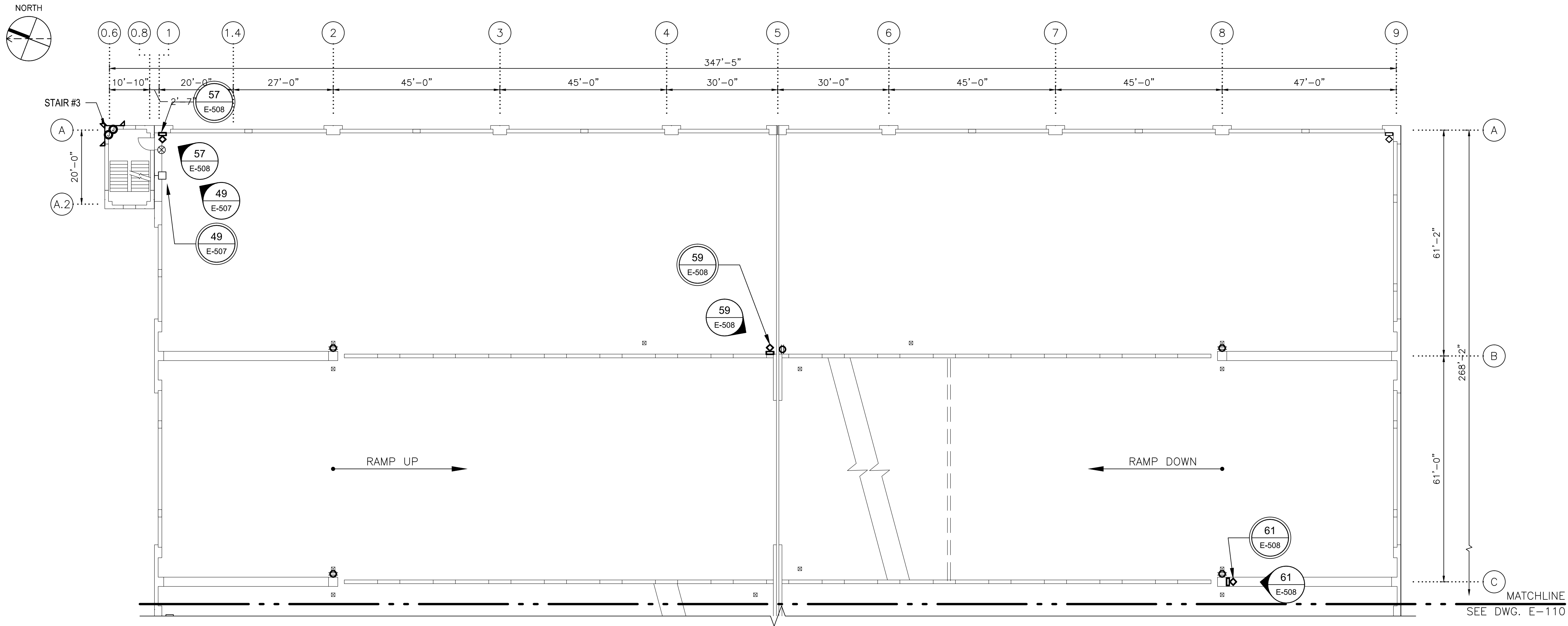
SCALE
AS SHOWN

DRAWING NO.
A11P-E-108

SHEET NO.
M1269-71

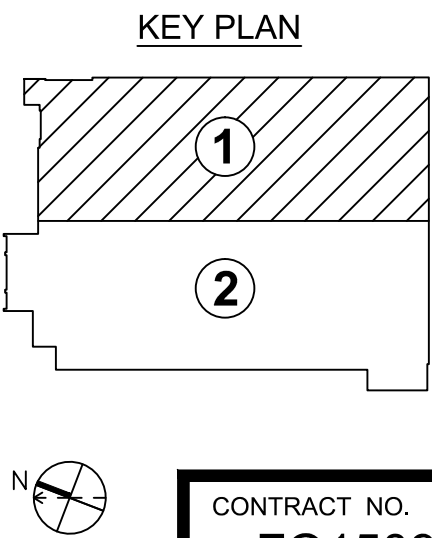
CONTRACT NO.
FQ15090

C:\pwworking\gfp\wsh\proj\2014\15090\A11P-E-108.dwg
PLOT DATE: 12/26/2014 2:49:28 PM
PLOT BY: JMM



1 FIFTH FLOOR PART PLAN I
E-109
SCALE: 1/16"=1'-0"
2' 0" 8' 16' 32'

SHEET NOTES
SEE E-500 SERIES SHEETS FOR
PHOTOGRAPHS OF DEFICIENCIES. REFER TO
G-100 SERIES SHEETS FOR ELECTRICAL
SYMBOLS, CONSTRUCTION NOTES, AND
CORRECTIVE ACTION.




CONTRACT NO.
FQ15090

DESIGNED BEB 12/26/14
DATE
DRAWN BEB 12/26/14
DATE
CHECKED MAR 12/26/14
DATE
APPROVED MAR 12/26/14
DATE

REFERENCE DRAWINGS	
NUMBER	DESCRIPTION

REVISIONS		
DATE	BY	DESCRIPTION



WASHINGTON METROPOLITAN AREA TRANSIT AUTHORITY

OFFICE OF CHIEF, INFRASTRUCTURE SERVICES DEPARTMENT
OF TRANSIT INFRASTRUCTURE AND ENGINEERING SERVICES

GFP A Gannett Fleming / Parsons
JOINT VENTURE

APPROVED
CHIEF ENGINEER DATE

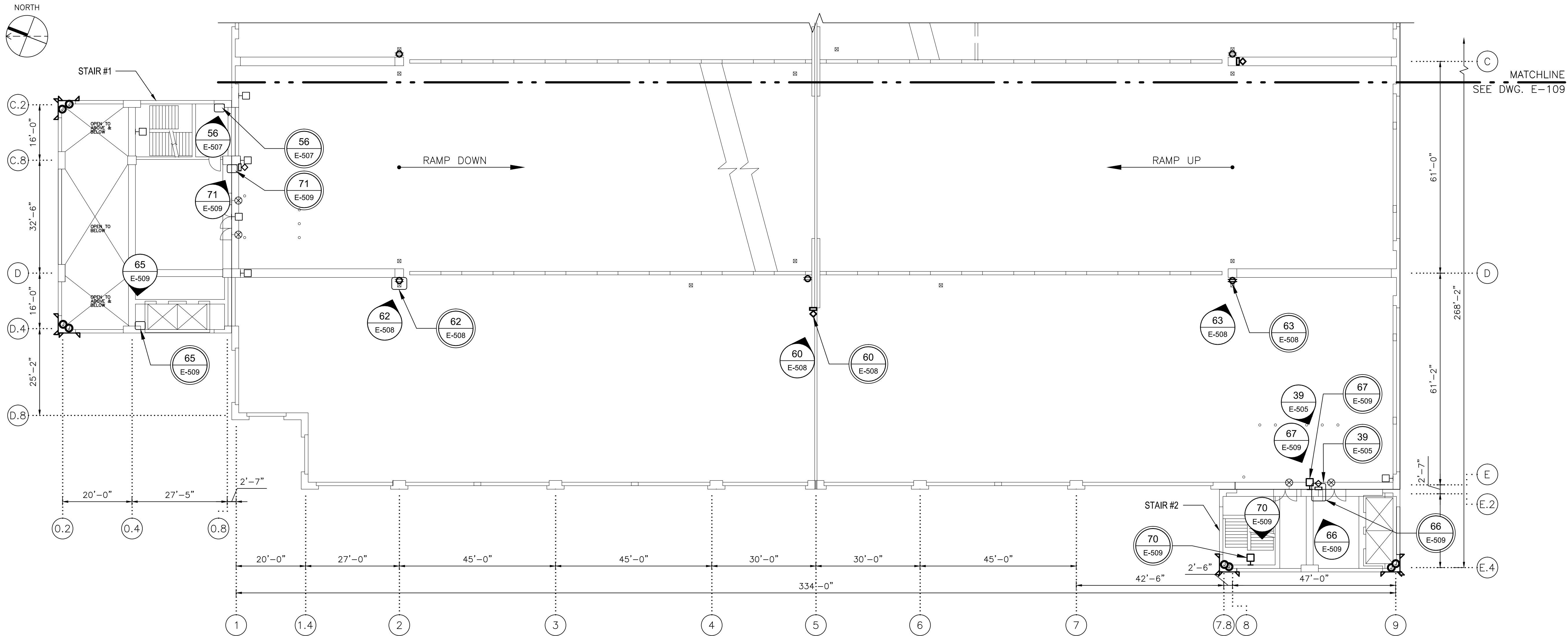
SUBMITTED
PROJECT MANAGER DATE

REHABILITATION OF WMATA PARKING FACILITIES
ELECTRICAL-GROSVENOR-STRATHMORE
LIGHTING AND POWER
FIFTH FLOOR PART PLAN I

SCALE
AS SHOWN

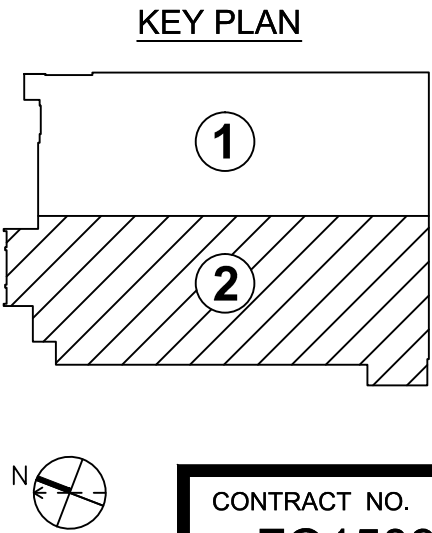
DRAWING NO.
A11P-E-109

SHEET NO.
M1269-72




1
E-110
FIFTH FLOOR PART PLAN II
SCALE: 1/16"=1'-0"
2' 0" 8' 16' 32'

SHEET NOTES
SEE E-500 SERIES SHEETS FOR
PHOTOGRAPHS OF DEFICIENCIES. REFER TO
G-100 SERIES SHEETS FOR ELECTRICAL
SYMBOLS, CONSTRUCTION NOTES, AND
CORRECTIVE ACTION.



DESIGNED			REFERENCE DRAWINGS		REVISIONS		
NUMBER	DESCRIPTION	DATE	BY	DESCRIPTION	DATE	BY	DESCRIPTION
DESIGNED	BEB	12/26/14					
DRAWN	BEB	12/26/14					
CHECKED	MAR	12/26/14					
APPROVED	MAR	12/26/14					



WASHINGTON METROPOLITAN AREA TRANSIT AUTHORITY

OFFICE OF CHIEF, INFRASTRUCTURE SERVICES DEPARTMENT
OF TRANSIT INFRASTRUCTURE AND ENGINEERING SERVICES

APPROVED
CHIEF ENGINEER

DATE

GFP A Gannett Fleming / Parsons
JOINT VENTURE

SUBMITTED
PROJECT MANAGER

DATE

REHABILITATION OF WMATA PARKING FACILITIES
ELECTRICAL-GROSVENOR-STRATHMORE
LIGHTING AND POWER
FIFTH FLOOR PART PLAN II

SCALE
AS SHOWN

DRAWING NO.
A11P-E-110

SHEET NO.
M1269-73

CONTRACT NO.
FQ15090

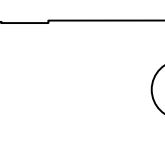


KEY PLAN

The key plan shows a site layout with two distinct areas. Area 1 is the upper portion, filled with diagonal hatching and marked with a circled '1'. Area 2 is the lower portion, which is white and marked with a circled '2'. To the left of the areas is a north arrow pointing towards the top-left. To the right is a rectangular box containing the text 'CONTRACT NO.'.



KEY PLAN



1

2

N

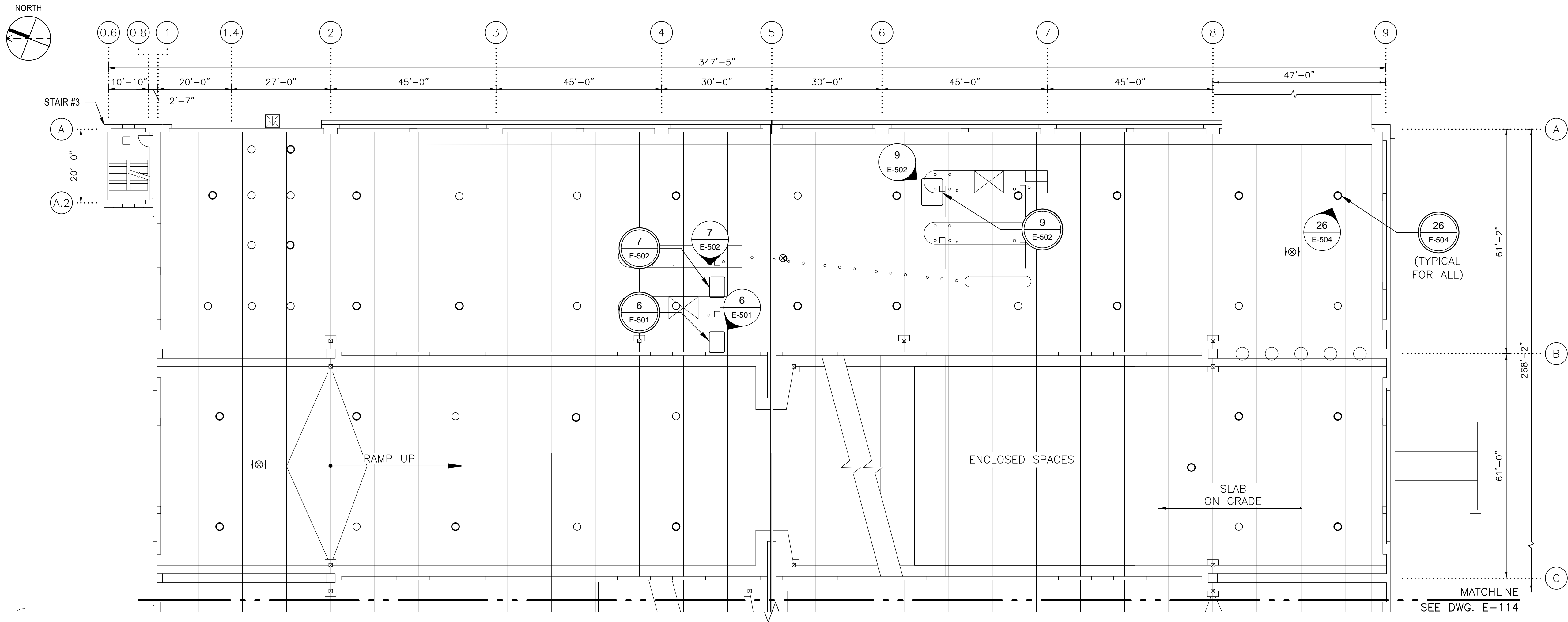
CONTRACT NO.

PROFESSIONAL CERTIFICATION I HEREBY CERTIFY THAT THESE DOCUMENTS WERE PREPARED OR APPROVED BY ME, AND THAT I AM A LICENSED PROFESSIONAL ENGINEER UNDER THE LAWS OF THE STATE OF MARYLAND, LICENSE NO. 45732, EXPIRATION DATE 12/31/2011.

STATE OF MARYLAND
MONTE A. RICHARDS
Monte A. Richards
No. 25906
PROFESSIONAL ENGINEER

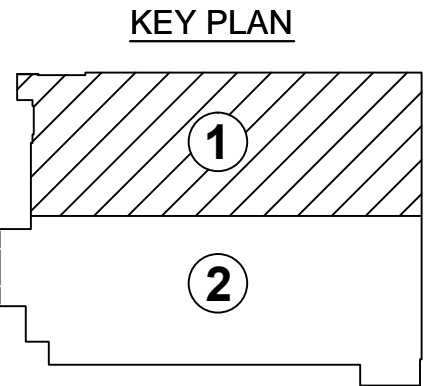
SUBMITTED	
PROJECT MANAGER	DATE

SHEET NO.
M1269-75



1 SECOND FLOOR PART PLAN I
E-113 SCALE: 1/16"=1'-0"
2' 0" 8' 16' 32'

SHEET NOTES
SEE E-500 SERIES SHEETS FOR
PHOTOGRAPHS OF DEFICIENCIES. REFER TO
G-100 SERIES SHEETS FOR ELECTRICAL
SYMBOLS, CONSTRUCTION NOTES, AND
CORRECTIVE ACTION.



CONTRACT NO.
FQ15090

DESIGNED			REFERENCE DRAWINGS		REVISIONS		
DATE	NUMBER	DESCRIPTION	DATE	BY	DESCRIPTION		
12/26/14							
12/26/14							
12/26/14							
12/26/14							
12/26/14							



WASHINGTON METROPOLITAN AREA TRANSIT AUTHORITY

OFFICE OF CHIEF, INFRASTRUCTURE SERVICES DEPARTMENT
OF TRANSIT INFRASTRUCTURE AND ENGINEERING SERVICES

APPROVED

CHIEF ENGINEER

DATE

SUBMITTED

PROJECT MANAGER

DATE

REHABILITATION OF WMATA PARKING FACILITIES
ELECTRICAL-GROSVENOR-STRATHMORE
GROUND FLOOR LIGHTING AND POWER
SECOND FLOOR PART PLAN I

SCALE

AS SHOWN

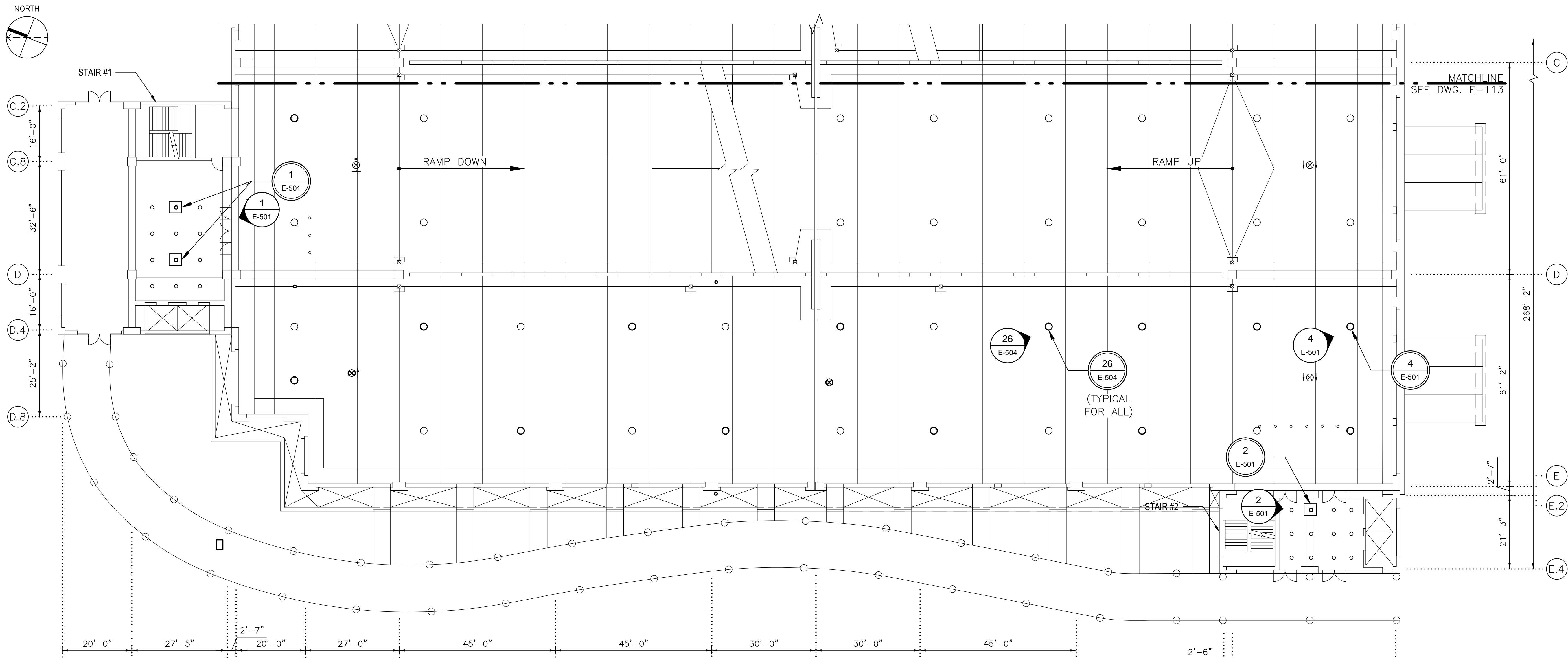
DRAWING NO.

A11P-E-113

SHEET NO.

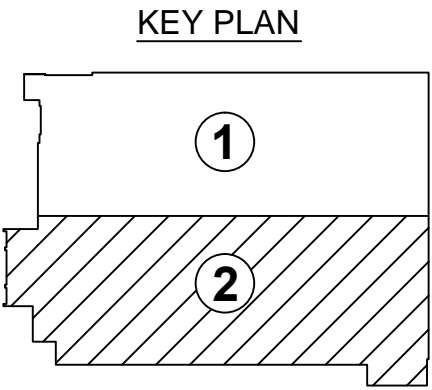
M1269-76

C:\w\working\gdp\wsh\gdp\01270101\150909\11P-E-113.dwg
PLOT DATE: 12/17/2014 1:54:38 PM
PLOTTER: HP DesignJet 5000 Series



1 SECOND FLOOR PART PLAN II
E-114 SCALE: 1/16"=1'-0"
2' 0" 8' 16' 32'

SHEET NOTES
SEE E-500 SERIES SHEETS FOR
PHOTOGRAPHS OF DEFICIENCIES. REFER TO
G-100 SERIES SHEETS FOR ELECTRICAL
SYMBOLS, CONSTRUCTION NOTES, AND
CORRECTIVE ACTION.



CONTRACT NO.
FQ15090

DESIGNED	BEB	12/26/14
		DATE
DRAWN	BEB	12/26/14
		DATE
CHECKED	MAR	12/26/14
		DATE
APPROVED	MAR	12/26/14
		DATE

REFERENCE DRAWINGS	
NUMBER	DESCRIPTION

REVISIONS		
DATE	BY	DESCRIPTION



WASHINGTON METROPOLITAN AREA TRANSIT AUTHORITY

OFFICE OF CHIEF, INFRASTRUCTURE SERVICES DEPARTMENT
OF TRANSIT INFRASTRUCTURE AND ENGINEERING SERVICES

APPROVED
CHIEF ENGINEER

DATE



SUBMITTED
PROJECT MANAGER

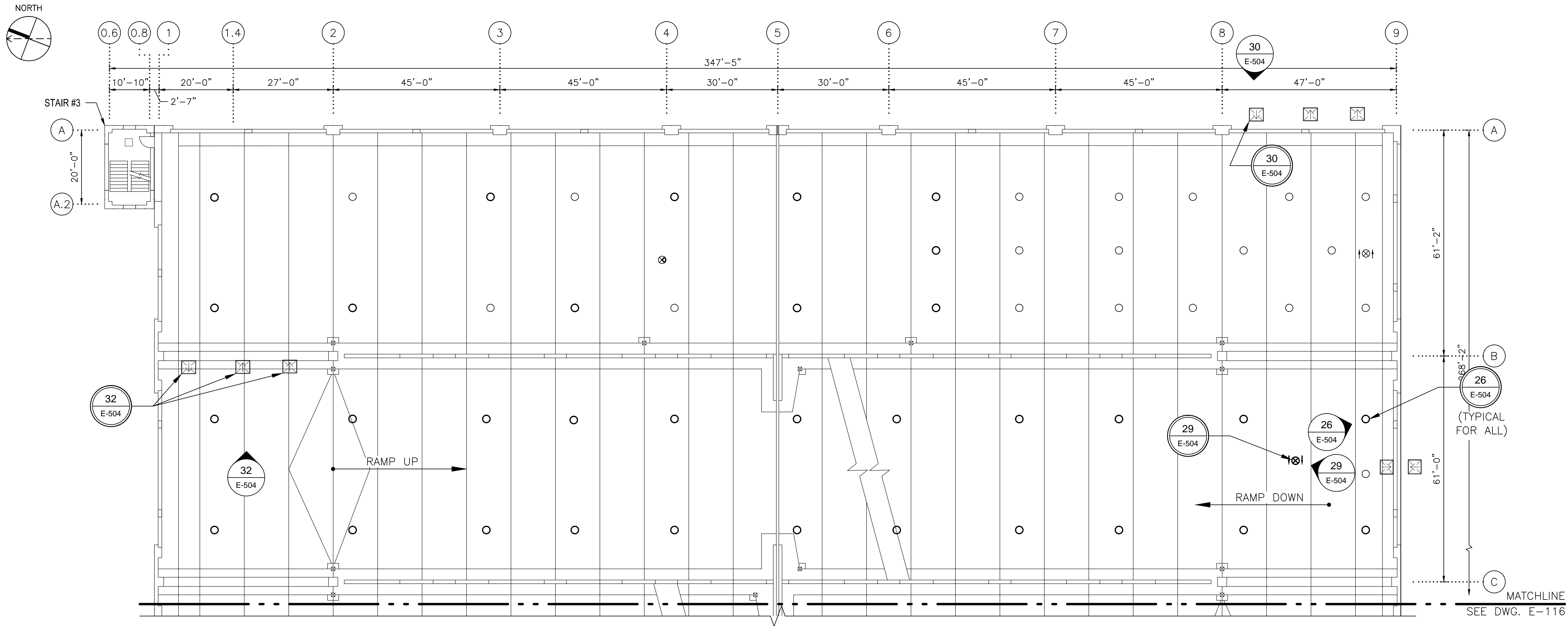
DATE

REHABILITATION OF WMATA PARKING FACILITIES
ELECTRICAL-GROSVENOR-STRATHMORE
GROUND FLOOR LIGHTING AND POWER
SECOND FLOOR PART PLAN II

SCALE
AS SHOWN

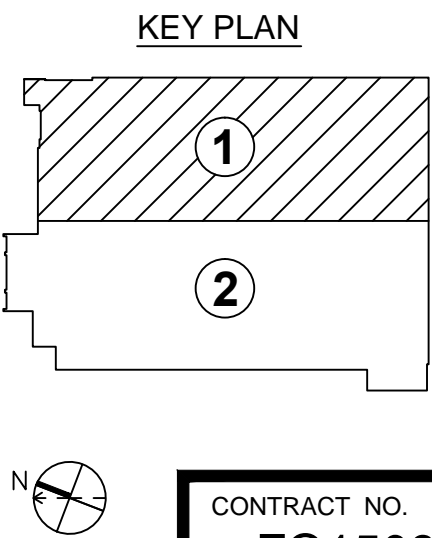
DRAWING NO.
A11P-E-114

SHEET NO.
M1269-77



1 THIRD FLOOR PART PLAN I
E-115
SCALE: 1/16"=1'-0"
2' 0" 8' 16' 32'

SHEET NOTES
SEE E-500 SERIES SHEETS FOR
PHOTOGRAPHS OF DEFICIENCIES. REFER TO
G-100 SERIES SHEETS FOR ELECTRICAL
SYMBOLS, CONSTRUCTION NOTES, AND
CORRECTIVE ACTION.




CONTRACT NO.
FQ15090

DESIGNED BEB 12/26/14
DATE
DRAWN BEB 12/26/14
DATE
CHECKED MAR 12/26/14
DATE
APPROVED MAR 12/26/14
DATE

REFERENCE DRAWINGS	
NUMBER	DESCRIPTION

REVISIONS		
DATE	BY	DESCRIPTION



WASHINGTON METROPOLITAN AREA TRANSIT AUTHORITY
OFFICE OF CHIEF, INFRASTRUCTURE SERVICES DEPARTMENT
OF TRANSIT INFRASTRUCTURE AND ENGINEERING SERVICES

GFP A Gannett Fleming / Parsons
JOINT VENTURE

APPROVED _____ DATE _____
CHIEF ENGINEER

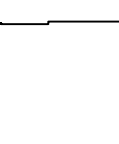
SUBMITTED _____ DATE _____
PROJECT MANAGER

REHABILITATION OF WMATA PARKING FACILITIES
ELECTRICAL-GROSVENOR-STRATHMORE
SECOND FLOOR LIGHTING AND POWER
THIRD FLOOR PART PLAN I

SCALE AS SHOWN
DRAWING NO. A11P-E-115
SHEET NO. M1269-78



KEY PLAN





1

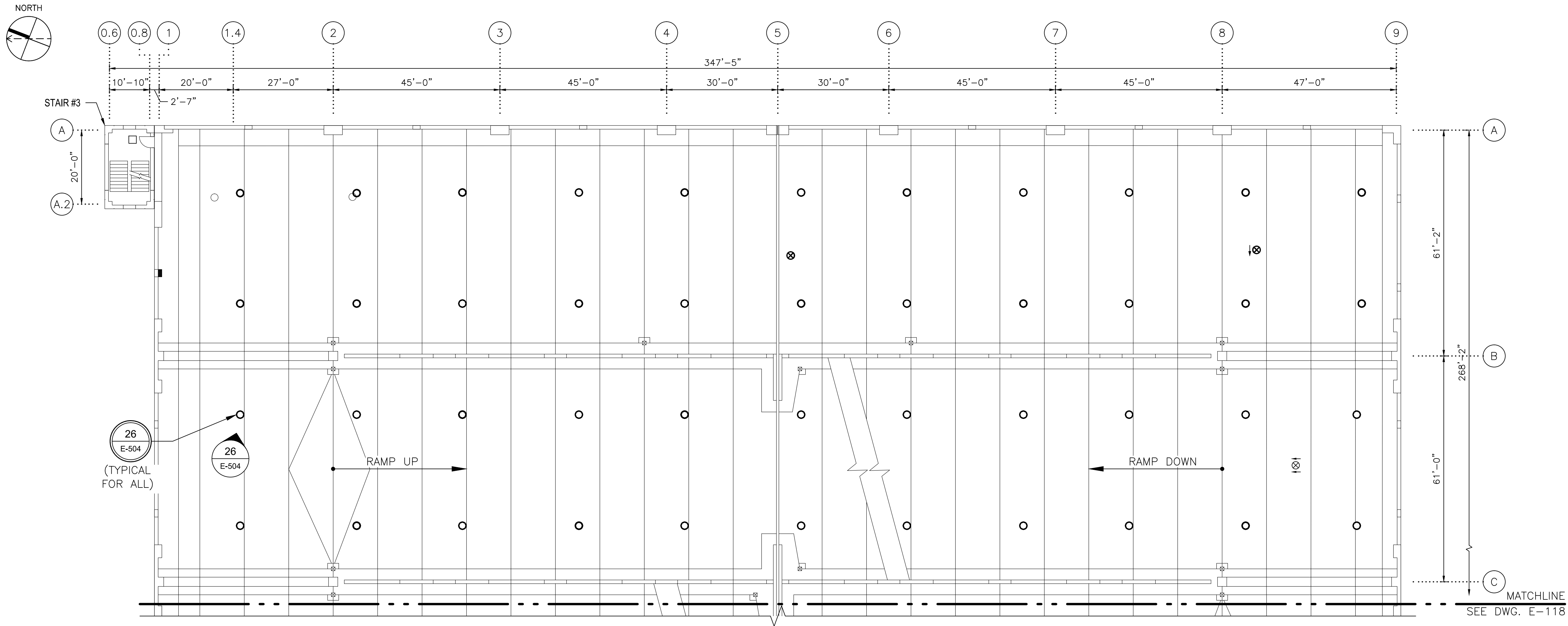
2

N

CONTRACT NO.

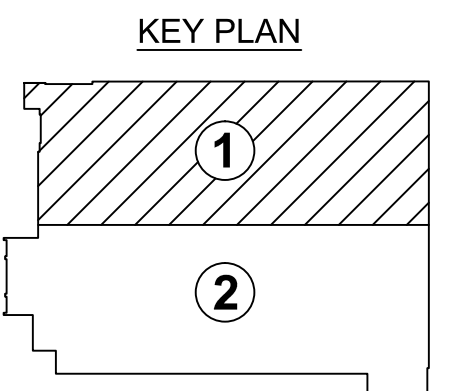
DESIGNED <u>BEB</u> 12/26/14 DATE			REFERENCE DRAWINGS		REVISIONS			<div>PROFESSIONAL CERTIFICATION: I HEREBY CERTIFY THAT THESE DRAWINGS WERE PREPARED OR APPROVED BY ME, AND THAT I AM A DULY LICENSED PROFESSIONAL ENGINEER UNDER THE LAWS OF THE STATE OF MARYLAND. (VOID IF NOT NOTED: EXPIRATION DATE: 01/01/2019)</div> <div></div>	WASHINGTON METROPOLITAN AREA TRANSIT AUTHORITY			REHABILITATION OF WMATA PARKING FACILITIES ELECTRICAL-GROSVENOR-STRATHMORE SECOND FLOOR LIGHTING AND POWER THIRD FLOOR PART PLAN II		
DRAWN <u>BEB</u> 12/26/14 DATE			NUMBER	DESCRIPTION	DATE	BY	DESCRIPTION		OFFICE OF CHIEF, INFRASTRUCTURE SERVICES DEPARTMENT OF TRANSIT INFRASTRUCTURE AND ENGINEERING SERVICES			<div> A Gannett Fleming/Parsons JOINT VENTURE</div>		
CHECKED <u>MAR</u> 12/26/14 DATE									APPROVED _____ CHIEF ENGINEER DATE			SUBMITTED _____ PROJECT MANAGER DATE		
APPROVED <u>MAR</u> 12/26/14 DATE												SCALE AS SHOWN		
												DRAWING NO. A11P-E-116		
											SHEET NO. M1269-79			

c:\pw_working\otgwise\blepw00270\ld0143049A\1P-E-116.dwg
 SAVED 12/17/2014 1:44:04 PM by BRUCE BENO
 PLOTTED 12/17/2014 1:55:57 PM



1 FOURTH FLOOR PART PLAN I
E-117 SCALE: 1/16"=1'-0"
2' 0" 8' 16' 32'

SHEET NOTES
SEE E-500 SERIES SHEETS FOR
PHOTOGRAPHS OF DEFICIENCIES. REFER TO
G-100 SERIES SHEETS FOR ELECTRICAL
SYMBOLS, CONSTRUCTION NOTES, AND
CORRECTIVE ACTION.



CONTRACT NO.
FQ15090

DESIGNED BEB 12/26/14
DATE
DRAWN BEB 12/26/14
DATE
CHECKED MAR 12/26/14
DATE
APPROVED MAR 12/26/14
DATE

REFERENCE DRAWINGS	
NUMBER	DESCRIPTION

REVISIONS		
DATE	BY	DESCRIPTION



WASHINGTON METROPOLITAN AREA TRANSIT AUTHORITY

OFFICE OF CHIEF, INFRASTRUCTURE SERVICES DEPARTMENT
OF TRANSIT INFRASTRUCTURE AND ENGINEERING SERVICES

GFP A Gannett Fleming / Parsons
JOINT VENTURE

APPROVED
CHIEF ENGINEER DATE

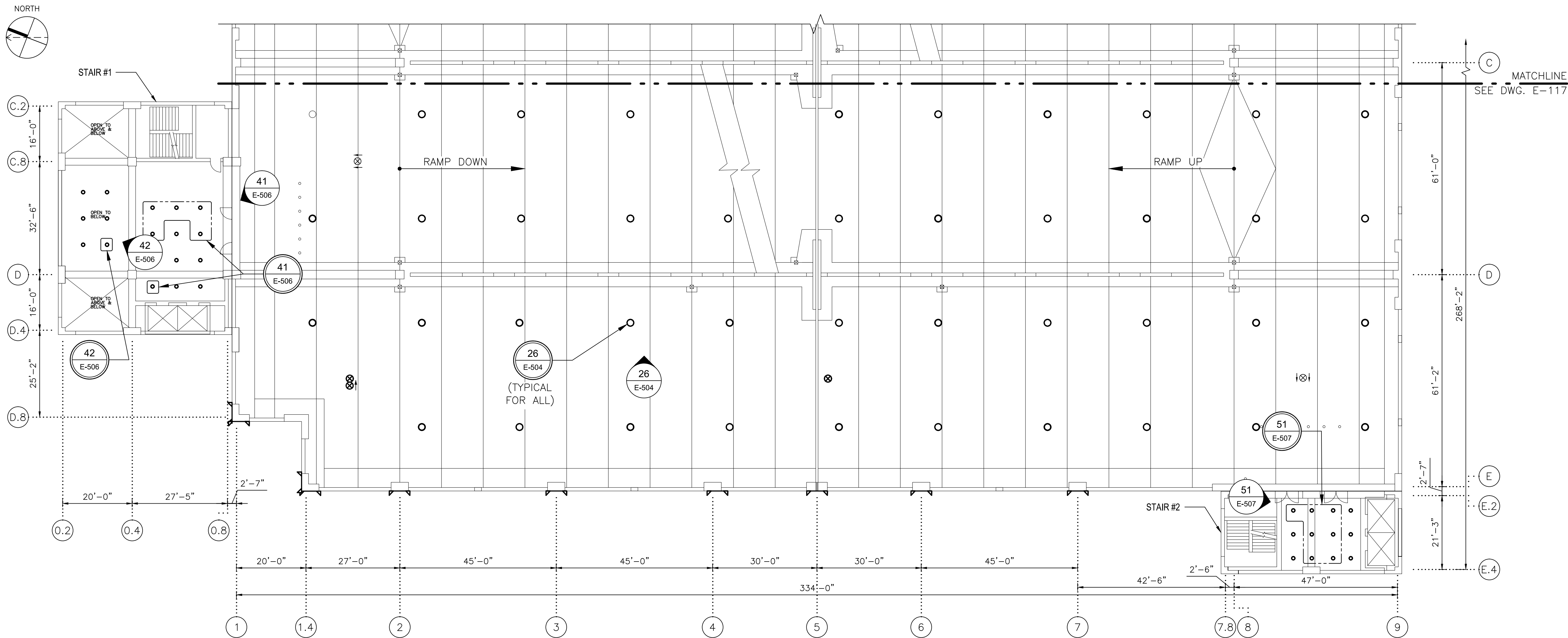
SUBMITTED
PROJECT MANAGER DATE

REHABILITATION OF WMATA PARKING FACILITIES
ELECTRICAL-GROSVENOR-STRATHMORE
THIRD FLOOR LIGHTING AND POWER
FOURTH FLOOR PART PLAN I

SCALE
AS SHOWN

DRAWING NO.
A11P-E-117

SHEET NO.
M1269-80



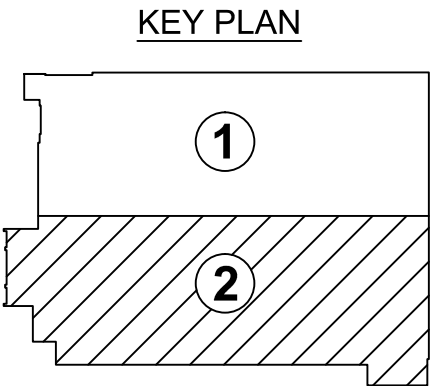
1
E-118

FOURTH FLOOR PART PLAN II

SCALE: 1/16"=1'-0"

2' 0" 8' 16' 32'

SHEET NOTES
SEE E-500 SERIES SHEETS FOR
PHOTOGRAPHS OF DEFICIENCIES. REFER TO
G-100 SERIES SHEETS FOR ELECTRICAL
SYMBOLS, CONSTRUCTION NOTES, AND
CORRECTIVE ACTION.



CONTRACT NO.
FQ15090

DESIGNED	BEB	12/26/14
		DATE
DRAWN	BEB	12/26/14
		DATE
CHECKED	MAR	12/26/14
		DATE
APPROVED	MAR	12/26/14
		DATE

REFERENCE DRAWINGS	
NUMBER	DESCRIPTION

REVISIONS		
DATE	BY	DESCRIPTION



WASHINGTON METROPOLITAN AREA TRANSIT AUTHORITY

OFFICE OF CHIEF, INFRASTRUCTURE SERVICES DEPARTMENT
OF TRANSIT INFRASTRUCTURE AND ENGINEERING SERVICES



APPROVED
CHIEF ENGINEER

DATE

SUBMITTED
PROJECT MANAGER

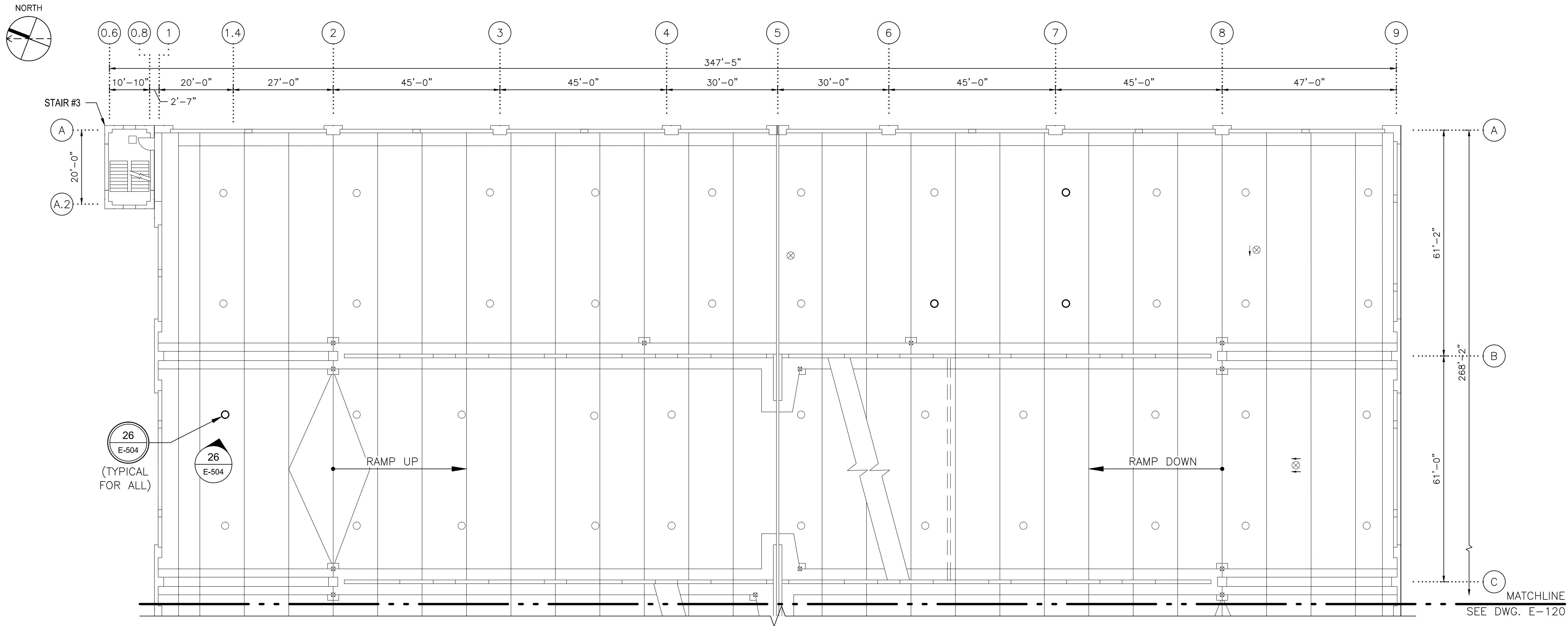
DATE

REHABILITATION OF WMATA PARKING FACILITIES
ELECTRICAL-GROSVENOR-STRATHMORE
THIRD FLOOR LIGHTING AND POWER
FOURTH FLOOR PART PLAN II

SCALE
AS SHOWN

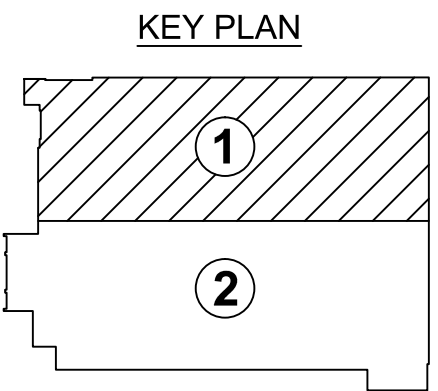
DRAWING NO.
A11P-E-118

SHEET NO.
M1269-81



1
E-119
FIFTH FLOOR PART PLAN I
SCALE: 1/16"=1'-0"
2' 0" 8' 16' 32'

SHEET NOTES
SEE E-500 SERIES SHEETS FOR
PHOTOGRAPHS OF DEFICIENCIES. REFER TO
G-100 SERIES SHEETS FOR ELECTRICAL
SYMBOLS, CONSTRUCTION NOTES, AND
CORRECTIVE ACTION.



CONTRACT NO.
FQ15090

DESIGNED	BEB	12/26/14
		DATE
DRAWN	BEB	12/26/14
		DATE
CHECKED	MAR	12/26/14
		DATE
APPROVED	MAR	12/26/14
		DATE

REFERENCE DRAWINGS	
NUMBER	DESCRIPTION

REVISIONS		
DATE	BY	DESCRIPTION



WASHINGTON METROPOLITAN AREA TRANSIT AUTHORITY

OFFICE OF CHIEF, INFRASTRUCTURE SERVICES DEPARTMENT
OF TRANSIT INFRASTRUCTURE AND ENGINEERING SERVICES



APPROVED
CHIEF ENGINEER
DATE

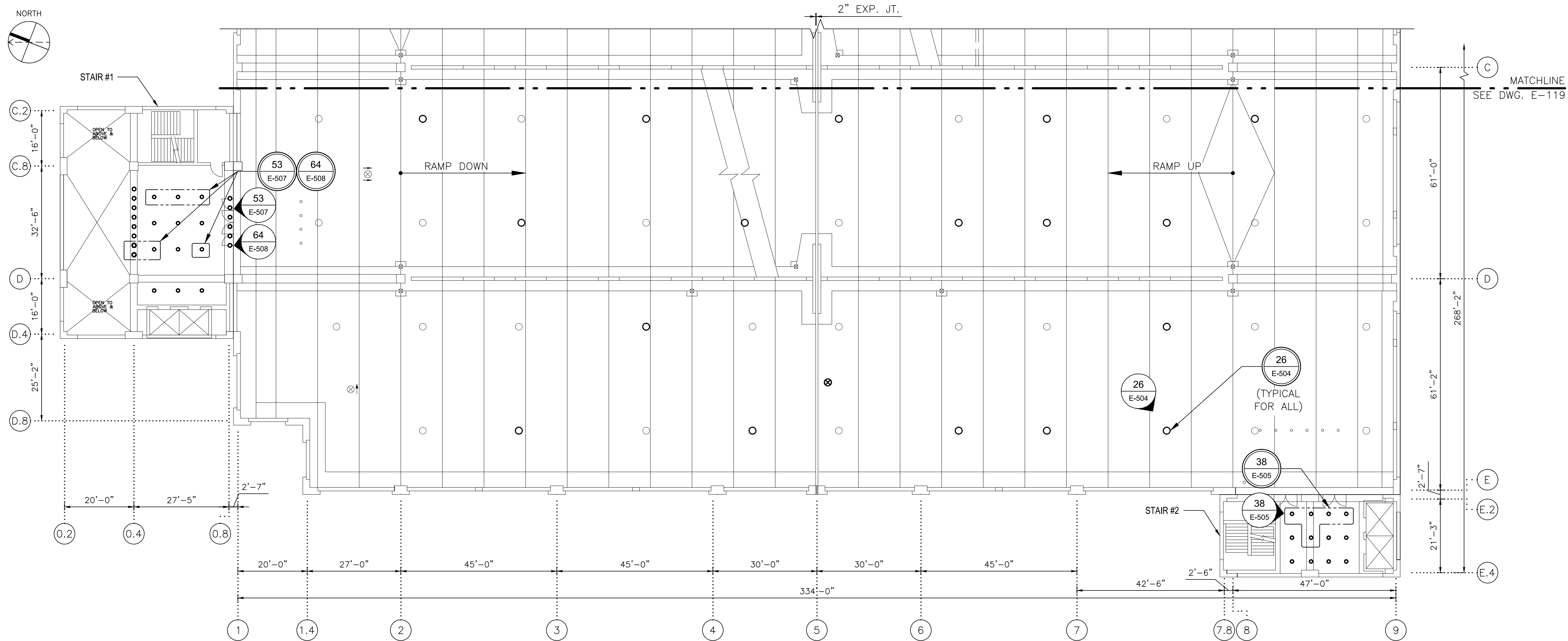
SUBMITTED
PROJECT MANAGER
DATE

REHABILITATION OF WMATA PARKING FACILITIES
ELECTRICAL-GROSVENOR-STRATHMORE
FOURTH FLOOR LIGHTING AND POWER
FIFTH FLOOR PART PLAN I

SCALE
AS SHOWN

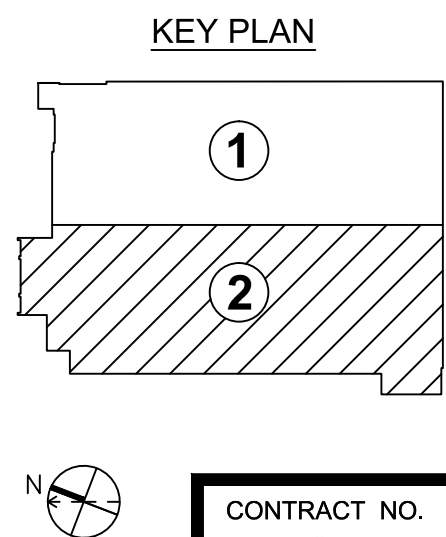
DRAWING NO.
A11P-E-119

SHEET NO.
M1269-82



FIFTH FLOOR PART PLAN II
SCALE: 1/16"=1'-0"
2' 0" 8' 16' 32'

SHEET NOTES
SEE E-500 SERIES SHEETS FOR PHOTOGRAPHS OF DEFICIENCIES. REFER TO G-100 SERIES SHEETS FOR ELECTRICAL SYMBOLS, CONSTRUCTION NOTES, AND CORRECTIVE ACTION.



DESIGNED		12/26/14
BEB		DATE
DRAWN		12/26/14
BEB		DATE
CHECKED		12/26/14
MAR		DATE
APPROVED		12/26/14
MAR		DATE

REFERENCE DRAWINGS	
NUMBER	DESCRIPTION

REVISIONS		
DATE	BY	DESCRIPTION



WASHINGTON METROPOLITAN AREA TRANSIT AUTHORITY
OFFICE OF CHIEF, INFRASTRUCTURE SERVICES DEPARTMENT
OF TRANSIT INFRASTRUCTURE AND ENGINEERING SERVICES

GFP A Gannett Fleming/Parsons
JOINT VENTURE

APPROVED
CHIEF ENGINEER

SUBMITTED
PROJECT MANAGER

DATE

DATE

REHABILITATION OF WMATA PARKING FACILITIES
ELECTRICAL-GROSVENOR-STRATHMORE
FOURTH FLOOR LIGHTING AND POWER
FIFTH FLOOR PART PLAN II

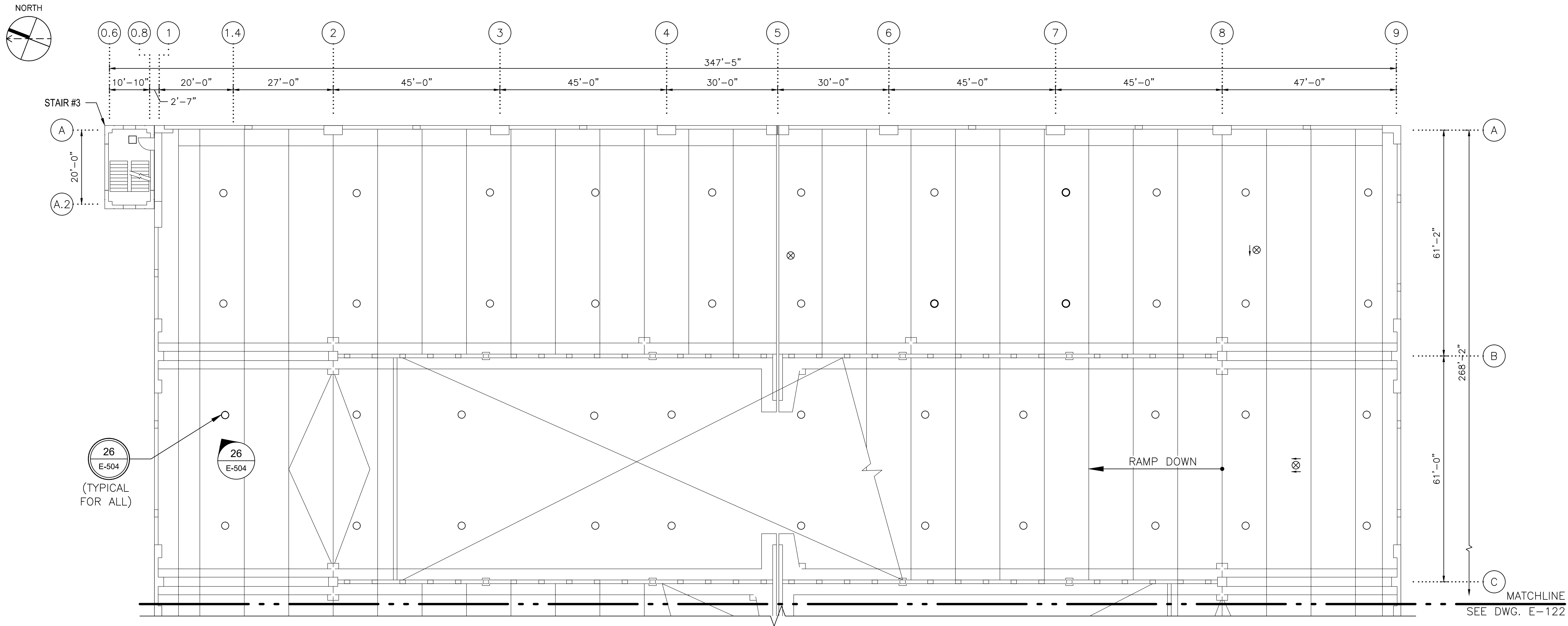
SCALE
AS SHOWN

DRAWING NO.
A11P-E-120

SHEET NO.
M1269-83

CONTRACT NO.
FQ15090

C:\pwworking\gannett\working\15090\FQ15090\A11P-E-120.dwg
PLOT DATE: 12/19/2014 3:16:53 PM
PLOTTER: HP DesignJet 5000



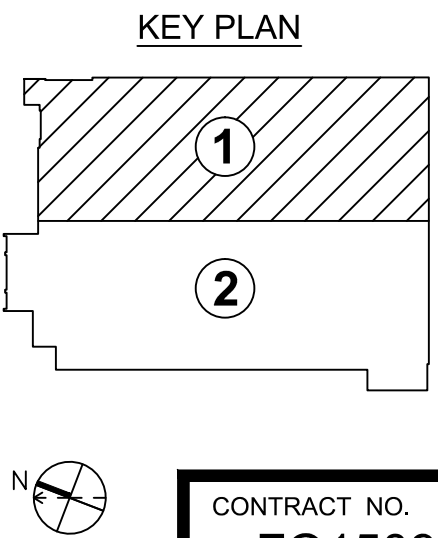
1
E-121

SIXTH FLOOR PART PLAN I

SCALE: 1/16"=1'-0"

2' 0" 8' 16' 32'

SHEET NOTES
SEE E-500 SERIES SHEETS FOR PHOTOGRAPHS OF DEFICIENCIES. REFER TO G-100 SERIES SHEETS FOR ELECTRICAL SYMBOLS, CONSTRUCTION NOTES, AND CORRECTIVE ACTION.



DESIGNED	BEB	12/26/14
		DATE
DRAWN	BEB	12/26/14
		DATE
CHECKED	MAR	12/26/14
		DATE
APPROVED	MAR	12/26/14
		DATE

REFERENCE DRAWINGS	
NUMBER	DESCRIPTION

REVISIONS		
DATE	BY	DESCRIPTION



WASHINGTON METROPOLITAN AREA TRANSIT AUTHORITY

OFFICE OF CHIEF, INFRASTRUCTURE SERVICES DEPARTMENT
OF TRANSIT INFRASTRUCTURE AND ENGINEERING SERVICES

GFP A Gannett Fleming / Parsons
JOINT VENTURE

APPROVED _____ DATE _____
CHIEF ENGINEER

SUBMITTED _____ DATE _____
PROJECT MANAGER

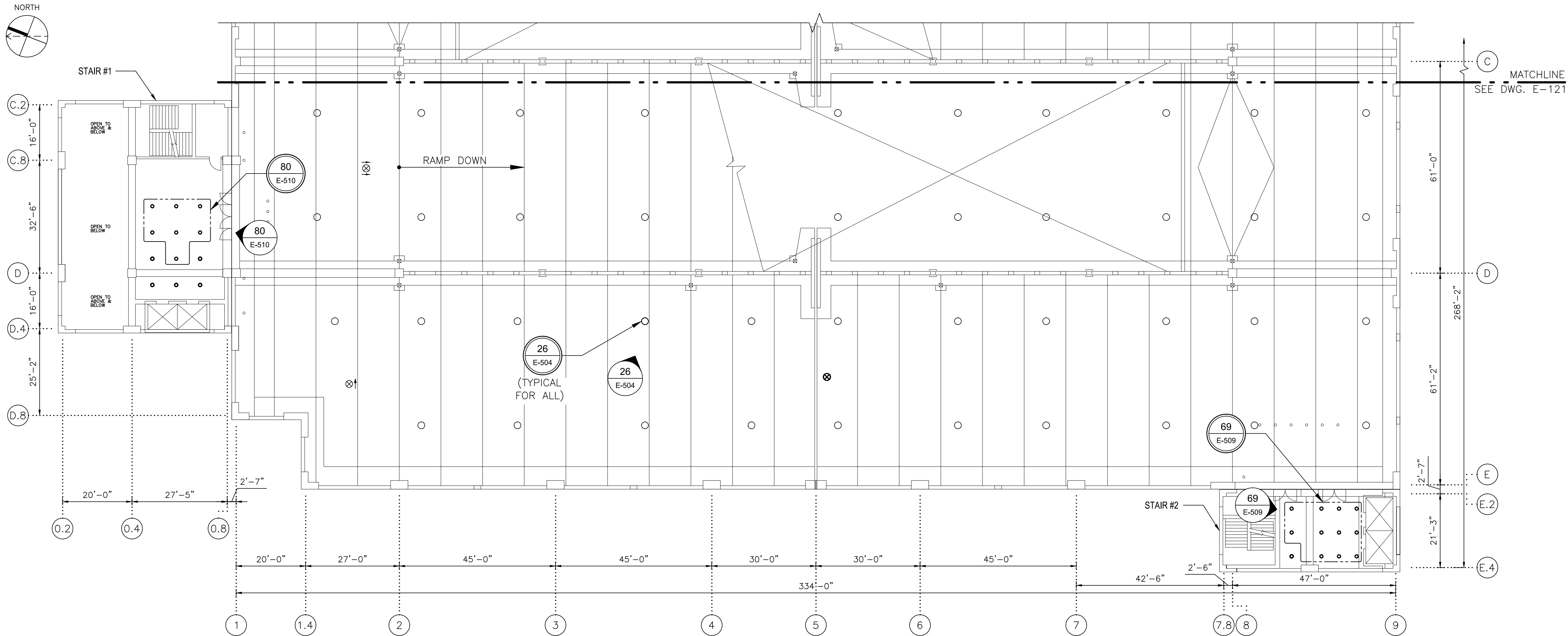
REHABILITATION OF WMATA PARKING FACILITIES
ELECTRICAL-GROSVENOR-STRATHMORE
FIFTH FLOOR LIGHTING AND POWER
SIXTH FLOOR PART PLAN I

SCALE
AS SHOWN

DRAWING NO.
A11P-E-121

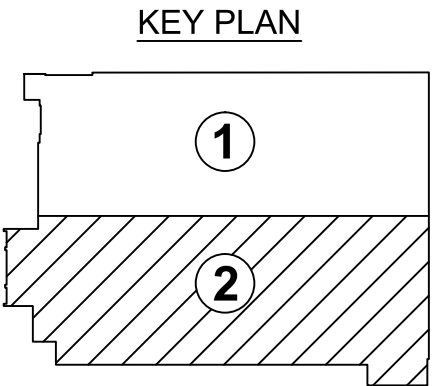
SHEET NO.
M1269-84

CONTRACT NO.
FQ15090



1
E-122
SIXTH FLOOR PART PLAN II
SCALE: 1/16"=1'-0"
2' 0" 8' 16' 32'

SHEET NOTES
SEE E-500 SERIES SHEETS FOR
PHOTOGRAPHS OF DEFICIENCIES. REFER TO
G-100 SERIES SHEETS FOR ELECTRICAL
SYMBOLS, CONSTRUCTION NOTES, AND
CORRECTIVE ACTION.




CONTRACT NO.
FQ15090

DESIGNED	BEB	12/26/14
		DATE
DRAWN	BEB	12/26/14
		DATE
CHECKED	MAR	12/26/14
		DATE
APPROVED	MAR	12/26/14
		DATE

REFERENCE DRAWINGS	
NUMBER	DESCRIPTION

REVISIONS		
DATE	BY	DESCRIPTION



WASHINGTON METROPOLITAN AREA TRANSIT AUTHORITY

OFFICE OF CHIEF, INFRASTRUCTURE SERVICES DEPARTMENT
OF TRANSIT INFRASTRUCTURE AND ENGINEERING SERVICES

GFP A Gannett Fleming / Parsons
JOINT VENTURE

APPROVED
CHIEF ENGINEER
DATE

SUBMITTED
PROJECT MANAGER
DATE

REHABILITATION OF WMATA PARKING FACILITIES
ELECTRICAL-GROSVENOR-STRATHMORE
FIFTH FLOOR LIGHTING AND POWER
SIXTH FLOOR PART PLAN II

SCALE
AS SHOWN

DRAWING NO.
A11P-E-122

SHEET NO.
M1269-85



CORRECTIVE ACTION NUMBER
100

1 LOBBY LIGHTING FIXTURES
E-501 SCALE: N.T.S.



CORRECTIVE ACTION NUMBER
103

2 LOBBY LIGHT FIXTURE MISSING
E-501 SCALE: N.T.S.



CORRECTIVE ACTION NUMBER
107

3 LIGHTING FIXTURE LAMP OUT
E-501 SCALE: N.T.S.



CORRECTIVE ACTION NUMBER
101

4 LIGHT FIXTURE MALFUNCTIONING
E-501 SCALE: N.T.S.



CORRECTIVE ACTION NUMBER
129

5 UNSECURED DISCONNECT SWITCH
E-501 SCALE: N.T.S.



CORRECTIVE ACTION NUMBER
122

6 OPEN CONDUIT BODY
E-501 SCALE: N.T.S.



CORRECTIVE ACTION NUMBER
122

7 OPEN CONDUIT BODY
E-501 SCALE: N.T.S.



CORRECTIVE ACTION NUMBER
120 & 123

8 CORRODED CONDUITS
E-501 SCALE: N.T.S.

SHEET NOTES
SEE G-100 SERIES SHEETS FOR DEFICIENCY &
CONSTRUCTION NOTES - CORRECTIVE ACTION.

DESIGNED			DRAWN			CHECKED			APPROVED		
BEB			BEB			MAR			MAR		
12/26/14			12/26/14			12/26/14			12/26/14		
DATE			DATE			DATE			DATE		

REFERENCE DRAWINGS		REVISIONS		
NUMBER	DESCRIPTION	DATE	BY	DESCRIPTION



WASHINGTON METROPOLITAN AREA TRANSIT AUTHORITY

OFFICE OF CHIEF, INFRASTRUCTURE SERVICES DEPARTMENT
OF TRANSIT INFRASTRUCTURE AND ENGINEERING SERVICES

APPROVED
CHIEF ENGINEER

DATE

GFP A Gannett Fleming/Parsons
JOINT VENTURE

SUBMITTED
PROJECT MANAGER

DATE

REHABILITATION OF WMATA PARKING FACILITIES
ELECTRICAL-GROSVENOR-STRATHMORE
DEFICIENCY PHOTOGRAPHS
CORRECTIVE ACTION REQUIRED

SCALE
AS SHOWN

DRAWING NO.
A11P-E-501

SHEET NO.
M1269-86

CONTRACT NO.
FQ15090

c:\w\working\gfp\washington\01270101\A11P-E-501.dwg
SHEET 01 OF 01
PLOT DATE 12/17/2014 1:58:54 PM



CORRECTIVE ACTION NUMBER
120 & 123

9 CONDUITS CORRODED
E-502 SCALE: N.T.S.



CORRECTIVE ACTION NUMBER
100

10 LIGHTING FIXTURE LAMP OUT
E-502 SCALE: N.T.S.



CORRECTIVE ACTION NUMBER
100

11 CONDUIT BODY COVER OPEN
E-502 SCALE: N.T.S.



CORRECTIVE ACTION NUMBER
107

12 LIGHTING FIXTURE LAMP OUT
E-502 SCALE: N.T.S.



CORRECTIVE ACTION NUMBER
109

13 MATERIAL AND DEBRIS
E-502 SCALE: N.T.S.



CORRECTIVE ACTION NUMBER
109

14 MATERIAL AND DEBRIS
E-502 SCALE: N.T.S.



CORRECTIVE ACTION NUMBER
109

15 MATERIAL AND DEBRIS
E-502 SCALE: N.T.S.



CORRECTIVE ACTION NUMBER
109

16 MATERIAL AND DEBRIS
E-502 SCALE: N.T.S.

SHEET NOTES
SEE G-100 SERIES SHEETS FOR DEFICIENCY &
CONSTRUCTION NOTES - CORRECTIVE ACTION.

DESIGNED			REFERENCE DRAWINGS		REVISIONS		
DATE	NUMBER	DESCRIPTION	DATE	BY	DESCRIPTION		
12/26/14							
12/26/14							
12/26/14							
12/26/14							
12/26/14							



WASHINGTON METROPOLITAN AREA TRANSIT AUTHORITY

OFFICE OF CHIEF, INFRASTRUCTURE SERVICES DEPARTMENT
OF TRANSIT INFRASTRUCTURE AND ENGINEERING SERVICES

APPROVED
CHIEF ENGINEER

GFP A Gannett Fleming/Parsons
JOINT VENTURE

SUBMITTED
PROJECT MANAGER

REHABILITATION OF WMATA PARKING FACILITIES

ELECTRICAL-GROSVENOR-STRATHMORE
DEFICIENCY PHOTOGRAPHS
CORRECTIVE ACTION REQUIRED

SCALE
AS SHOWN

DRAWING NO.
A11P-E-502

SHEET NO.
M1269-87

CONTRACT NO.
FQ15090



CORRECTIVE ACTION NUMBER
100

17 LOBBY LIGHT FIXTURE LAMP OUT
E-503 SCALE: N.T.S.



CORRECTIVE ACTION NUMBER
107

18 LIGHTING FIXTURE LAMP OUT
E-503 SCALE: N.T.S.



CORRECTIVE ACTION NUMBER
120

19 CONDUIT CORRODED
E-503 SCALE: N.T.S.



CORRECTIVE ACTION NUMBER
120 & 123

20 CONDUIT CORRODED
E-503 SCALE: N.T.S.



CORRECTIVE ACTION NUMBER
100

21 LIGHTING FIXTURE LAMP OUT
E-503 SCALE: N.T.S.



CORRECTIVE ACTION NUMBER
120

22 CONDUIT CORROSION
E-503 SCALE: N.T.S.



CORRECTIVE ACTION NUMBER
120 & 123

23 JUNCTION BOX CORRODED
E-503 SCALE: N.T.S.



CORRECTIVE ACTION NUMBER
100

24 LIGHTING FIXTURE LAMP OUT
E-503 SCALE: N.T.S.

SHEET NOTES
SEE G-100 SERIES SHEETS FOR DEFICIENCY &
CONSTRUCTION NOTES - CORRECTIVE ACTION.

DESIGNED			DRAWN			CHECKED			APPROVED		
BEB			BEB			MAR			MAR		
12/26/14			12/26/14			12/26/14			12/26/14		
DATE			DATE			DATE			DATE		
NUMBER			DESCRIPTION			DATE			BY		
DATE			DESCRIPTION			DATE			DATE		
DATE			DESCRIPTION			DATE			DATE		
DATE			DESCRIPTION			DATE			DATE		



WASHINGTON METROPOLITAN AREA TRANSIT AUTHORITY

OFFICE OF CHIEF, INFRASTRUCTURE SERVICES DEPARTMENT
OF TRANSIT INFRASTRUCTURE AND ENGINEERING SERVICES

GFP A Gannett Fleming/Parsons
JOINT VENTURE

APPROVED
CHIEF ENGINEER

DATE

SUBMITTED
PROJECT MANAGER

DATE

REHABILITATION OF WMATA PARKING FACILITIES
ELECTRICAL-GROSVENOR-STRATHMORE
DEFICIENCY PHOTOGRAPHS
CORRECTIVE ACTION REQUIRED

SCALE
AS SHOWN

DRAWING NO.
A11P-E-503

SHEET NO.
M1269-88

CONTRACT NO.
FQ15090

C:\w\working\gfp\wsh\gfp\0270701\A11P-E-503.dwg
PLOT DATE: 12/26/14 1:58:34 PM
PLOTTER: HP DesignJet 5000



CORRECTIVE ACTION NUMBER
124

25
E-504 VENT SCREEN DAMAGED
SCALE: N.T.S.



CORRECTIVE ACTION NUMBER
100

26
E-504 LIGHTING FIXTURE LAMP OUT
SCALE: N.T.S.



CORRECTIVE ACTION NUMBER
100

27
E-504 LIGHTING FIXTURE LAMP OUT
SCALE: N.T.S.



CORRECTIVE ACTION NUMBER
120 & 123

28
E-504 CONDUIT CORROSION
SCALE: N.T.S.



CORRECTIVE ACTION NUMBER
105

29
E-504 EXIT LIGHTING FIXTURE DAMAGED
SCALE: N.T.S.



CORRECTIVE ACTION NUMBER
111

30
E-504 OVERHEAD DIRECTION DAMAGED
SCALE: N.T.S.



CORRECTIVE ACTION NUMBER
120

31
E-504 CONDUIT DAMAGED
SCALE: N.T.S.



CORRECTIVE ACTION NUMBER
110

32
E-504 OVERHEAD DIRECTION SIGN LAMP OUT
SCALE: N.T.S.

SHEET NOTES
SEE G-100 SERIES SHEETS FOR DEFICIENCY &
CONSTRUCTION NOTES - CORRECTIVE ACTION.

DESIGNED	BEB	12/26/14
		DATE
DRAWN	BEB	12/26/14
		DATE
CHECKED	MAR	12/26/14
		DATE
APPROVED	MAR	12/26/14
		DATE

REFERENCE DRAWINGS	
NUMBER	DESCRIPTION

REVISIONS		
DATE	BY	DESCRIPTION



WASHINGTON METROPOLITAN AREA TRANSIT AUTHORITY

OFFICE OF CHIEF, INFRASTRUCTURE SERVICES DEPARTMENT
OF TRANSIT INFRASTRUCTURE AND ENGINEERING SERVICES

APPROVED
CHIEF ENGINEER

DATE

GFP A Gannett Fleming/Parsons
JOINT VENTURE

SUBMITTED
PROJECT MANAGER

DATE

REHABILITATION OF WMATA PARKING FACILITIES
ELECTRICAL-GROSVENOR-STRATHMORE
DEFICIENCY PHOTOGRAPHS
CORRECTIVE ACTION REQUIRED

SCALE
AS SHOWN

DRAWING NO.
A11P-E-504

SHEET NO.
M1269-89

CONTRACT NO.
FQ15090

c:\w\working\gannett\gfp\12/26/14\15090\A11P-E-504.dwg
PLOT: 12/26/14 1:59:54 PM
PLOTTER: HP DesignJet T1100PS



CORRECTIVE ACTION NUMBER
120

33
E-505
CONDUIT CORROSION
SCALE: N.T.S.



CORRECTIVE ACTION NUMBER
120

34
E-505
CONDUIT CORROSION
SCALE: N.T.S.



CORRECTIVE ACTION NUMBER
107

35
E-505
LIGHTING FIXTURE LAMP OUT
SCALE: N.T.S.



CORRECTIVE ACTION NUMBER
120 & 123

36
E-505
CONDUIT CORROSION
SCALE: N.T.S.



CORRECTIVE ACTION NUMBER
107

37
E-505
LIGHTING FIXTURE LAMP OUT
SCALE: N.T.S.



CORRECTIVE ACTION NUMBER
100

38
E-505
LIGHTING FIXTURE LAMP OUT
SCALE: N.T.S.



CORRECTIVE ACTION NUMBER
120

39
E-505
CONDUIT CORROSION
SCALE: N.T.S.



CORRECTIVE ACTION NUMBER
120 & 123

40
E-505
CONDUIT CORROSION
SCALE: N.T.S.

SHEET NOTES
SEE G-100 SERIES SHEETS FOR DEFICIENCY &
CONSTRUCTION NOTES - CORRECTIVE ACTION.

DESIGNED	BEB	12/26/14
		DATE
DRAWN	BEB	12/26/14
		DATE
CHECKED	MAR	12/26/14
		DATE
APPROVED	MAR	12/26/14
		DATE

REFERENCE DRAWINGS	
NUMBER	DESCRIPTION

REVISIONS		
DATE	BY	DESCRIPTION



WASHINGTON METROPOLITAN AREA TRANSIT AUTHORITY

OFFICE OF CHIEF, INFRASTRUCTURE SERVICES DEPARTMENT
OF TRANSIT INFRASTRUCTURE AND ENGINEERING SERVICES

APPROVED
CHIEF ENGINEER

DATE

GFP A Gannett Fleming/Parsons
JOINT VENTURE

SUBMITTED
PROJECT MANAGER

DATE

REHABILITATION OF WMATA PARKING FACILITIES

ELECTRICAL-GROSVENOR-STRATHMORE

DEFICIENCY PHOTOGRAPHS

CORRECTIVE ACTION REQUIRED

SCALE
AS SHOWN

DRAWING NO.
A11P-E-505

SHEET NO.
M1269-90

CONTRACT NO.
FQ15090

C:\w\working\gfp\washington\01270101\A11P-E-505.dwg
PLOT: 12/26/14 2:00:13 PM
PLOTTER: HP DesignJet 5000
PLOT: 12/26/14 2:00:13 PM



CORRECTIVE ACTION NUMBER
100

41 LOBBY LIGHT FIXUTRE LAMP OUT
E-506 SCALE: N.T.S.



CORRECTIVE ACTION NUMBER
102

42 LIGHT FIXTURE DAMAGED
E-506 SCALE: N.T.S.



CORRECTIVE ACTION NUMBER
100

43 LIGHTING FIXTURE LAMP OUT
E-506 SCALE: N.T.S.



CORRECTIVE ACTION NUMBER
107

44 LIGHTING FIXTURE LAMP OUT
E-506 SCALE: N.T.S.



CORRECTIVE ACTION NUMBER
120

45 CONDUIT CORROSION
E-506 SCALE: N.T.S.



CORRECTIVE ACTION NUMBER
107

46 LIGHT FIXTURE LAMP OUT
E-506 SCALE: N.T.S.



CORRECTIVE ACTION NUMBER
107

47 LIGHT FIXTURE LAMP OUT
E-506 SCALE: N.T.S.



CORRECTIVE ACTION NUMBER
107

48 LIGHTING FIXTURE LAMP OUT
E-506 SCALE: N.T.S.

SHEET NOTES
SEE G-100 SERIES SHEETS FOR DEFICIENCY &
CONSTRUCTION NOTES - CORRECTIVE ACTION.

DESIGNED			DRAWN			CHECKED			APPROVED		
BEB			BEB			MAR			MAR		
12/26/14			12/26/14			12/26/14			12/26/14		
DATE			DATE			DATE			DATE		

REFERENCE DRAWINGS		REVISIONS		
NUMBER	DESCRIPTION	DATE	BY	DESCRIPTION



WASHINGTON METROPOLITAN AREA TRANSIT AUTHORITY

OFFICE OF CHIEF, INFRASTRUCTURE SERVICES DEPARTMENT
OF TRANSIT INFRASTRUCTURE AND ENGINEERING SERVICES

APPROVED
CHIEF ENGINEER

DATE

GFP A Gannett Fleming/Parsons
JOINT VENTURE

SUBMITTED
PROJECT MANAGER

DATE

REHABILITATION OF WMATA PARKING FACILITIES
ELECTRICAL-GROSVENOR-STRATHMORE
DEFICIENCY PHOTOGRAPHS
CORRECTIVE ACTION REQUIRED

SCALE
AS SHOWN

DRAWING NO.
A11P-E-506

SHEET NO.
M1269-91

CONTRACT NO.
FQ15090

c:\w\working\gfp\washington\01270101\A11P-E-506.dwg
SHEET 01 OF 01
PLOT DATE 12/17/2014 2:00:33 PM
PLOTTER HP DesignJet 500



CORRECTIVE ACTION NUMBER
120

49
E-507
CONDUIT CORROSION
SCALE: N.T.S.



CORRECTIVE ACTION NUMBER
107

50
E-507
LIGHT FIXTURE LAMP OUT
SCALE: N.T.S.



CORRECTIVE ACTION NUMBER
100

51
E-507
LIGHT FIXTURE LAMP OUT
SCALE: N.T.S.



CORRECTIVE ACTION NUMBER
100

52
E-507
LIGHT FIXTURE LAMP OUT
SCALE: N.T.S.



CORRECTIVE ACTION NUMBER
100

53
E-507
LIGHTING FIXTURE LAMP OUT
SCALE: N.T.S.



CORRECTIVE ACTION NUMBER
107

54
E-507
LIGHTING FIXTURE LAMP OUT
SCALE: N.T.S.



CORRECTIVE ACTION NUMBER
100

55
E-507
LIGHTING FIXTURE LAMP OUT
SCALE: N.T.S.



CORRECTIVE ACTION NUMBER
120


56
E-507
CONDUIT CORROSION
SCALE: N.T.S.

SHEET NOTES
SEE G-100 SERIES SHEETS FOR DEFICIENCY &
CONSTRUCTION NOTES - CORRECTIVE ACTION.

DESIGNED	BEB	12/26/14
		DATE
DRAWN	BEB	12/26/14
		DATE
CHECKED	MAR	12/26/14
		DATE
APPROVED	MAR	12/26/14
		DATE

REFERENCE DRAWINGS	
NUMBER	DESCRIPTION

REVISIONS		
DATE	BY	DESCRIPTION



WASHINGTON METROPOLITAN AREA TRANSIT AUTHORITY

OFFICE OF CHIEF, INFRASTRUCTURE SERVICES DEPARTMENT
OF TRANSIT INFRASTRUCTURE AND ENGINEERING SERVICES

GFP A Gannett Fleming/Parsons
JOINT VENTURE

APPROVED
CHIEF ENGINEER

DATE

SUBMITTED
PROJECT MANAGER

DATE

REHABILITATION OF WMATA PARKING FACILITIES
ELECTRICAL-GROSVENOR-STRATHMORE
DEFICIENCY PHOTOGRAPHS
CORRECTIVE ACTION REQUIRED

SCALE
AS SHOWN

DRAWING NO.
A11P-E-507

SHEET NO.
M1269-92

CONTRACT NO.
FQ15090

c:\nw_working\gfp\washington\01270101\A11P-E-507.dwg
SHEET 01 OF 01
PLOT DATE 12/27/2014 2:00:53 PM
PLOTTER HP DesignJet 500



CORRECTIVE ACTION NUMBER
107

57 LIGHTING FIXTURE LAMP OUT
E-508 SCALE: N.T.S.



CORRECTIVE ACTION NUMBER
100

58 LIGHTING FIXTURE LAMP OUT
E-508 SCALE: N.T.S.



CORRECTIVE ACTION NUMBER
107

59 LIGHTING FIXTURE LAMP OUT
E-508 SCALE: N.T.S.



CORRECTIVE ACTION NUMBER
107

60 LIGHTING FIXTURE LAMP OUT
E-508 SCALE: N.T.S.



CORRECTIVE ACTION NUMBER
107

61 LIGHTING FIXTURE LAMP OUT
E-508 SCALE: N.T.S.



CORRECTIVE ACTION NUMBER
120 & 123

62 JBOX CORRODED
E-508 SCALE: N.T.S.



CORRECTIVE ACTION NUMBER
125

63 RECEPTACLE DAMAGED
E-508 SCALE: N.T.S.



CORRECTIVE ACTION NUMBER
100


64 LIGHTING FIXTURE LAMP OUT
E-508 SCALE: N.T.S.

SHEET NOTES
SEE G-100 SERIES SHEETS FOR DEFICIENCY &
CONSTRUCTION NOTES - CORRECTIVE ACTION.

DESIGNED	BEB	12/26/14
		DATE
DRAWN	BEB	12/26/14
		DATE
CHECKED	MAR	12/26/14
		DATE
APPROVED	MAR	12/26/14
		DATE

REFERENCE DRAWINGS	
NUMBER	DESCRIPTION

REVISIONS		
DATE	BY	DESCRIPTION



WASHINGTON METROPOLITAN AREA TRANSIT AUTHORITY

OFFICE OF CHIEF, INFRASTRUCTURE SERVICES DEPARTMENT
OF TRANSIT INFRASTRUCTURE AND ENGINEERING SERVICES

APPROVED
CHIEF ENGINEER

DATE

GFP A Gannett Fleming/Parsons
JOINT VENTURE

SUBMITTED
PROJECT MANAGER

DATE

REHABILITATION OF WMATA PARKING FACILITIES
ELECTRICAL-GROSVENOR-STRATHMORE
DEFICIENCY PHOTOGRAPHS
CORRECTIVE ACTION REQUIRED

SCALE
AS SHOWN

DRAWING NO.
A11P-E-508

SHEET NO.
M1269-93

CONTRACT NO.
FQ15090



CORRECTIVE ACTION NUMBER
120

65
E-509
CONDUIT CORROSION
SCALE: N.T.S.



CORRECTIVE ACTION NUMBER
120

66
E-509
CONDUIT CORROSION
SCALE: N.T.S.



CORRECTIVE ACTION NUMBER
100

67
E-509
LIGHTING FIXTURE LAMP OUT
SCALE: N.T.S.



CORRECTIVE ACTION NUMBER
100

68
E-509
LIGHTING FIXTURE LAMP OUT
SCALE: N.T.S.



CORRECTIVE ACTION NUMBER
100

69
E-509
LIGHTING FIXTURE LAMP OUT
SCALE: N.T.S.



CORRECTIVE ACTION NUMBER
100

70
E-509
LIGHTING FIXTURE LAMP OUT
SCALE: N.T.S.



CORRECTIVE ACTION NUMBER
120 & 123

71
E-509
CONDUIT CORROSION
SCALE: N.T.S.



CORRECTIVE ACTION NUMBER
113

72
E-509
LIGHTING FIXTURE LAMP OUT
SCALE: N.T.S.

SHEET NOTES
SEE G-100 SERIES SHEETS FOR DEFICIENCY &
CONSTRUCTION NOTES - CORRECTIVE ACTION.

DESIGNED	BEB	12/26/14
		DATE
DRAWN	BEB	12/26/14
		DATE
CHECKED	MAR	12/26/14
		DATE
APPROVED	MAR	12/26/14
		DATE

REFERENCE DRAWINGS	
NUMBER	DESCRIPTION

REVISIONS		
DATE	BY	DESCRIPTION



WASHINGTON METROPOLITAN AREA TRANSIT AUTHORITY

OFFICE OF CHIEF, INFRASTRUCTURE SERVICES DEPARTMENT
OF TRANSIT INFRASTRUCTURE AND ENGINEERING SERVICES

GFP A Gannett Fleming/Parsons
JOINT VENTURE

APPROVED
CHIEF ENGINEER

DATE

SUBMITTED
PROJECT MANAGER

DATE

REHABILITATION OF WMATA PARKING FACILITIES
ELECTRICAL-GROSVENOR-STRATHMORE
DEFICIENCY PHOTOGRAPHS
CORRECTIVE ACTION REQUIRED

SCALE
AS SHOWN

DRAWING NO.
A11P-E-509

SHEET NO.
M1269-94

CONTRACT NO.
FQ15090

c:\w\working\gfp\wsh\p00270101\A11P-E-509.dwg
SHEET 02 OF 04
PLOT DATE 12/17/2014 2:01:34 PM
PLOTTER HP DesignJet 500



CORRECTIVE ACTION NUMBER
113

73 LIGHTING FIXTURE LAMP OUT
E-510 SCALE: N.T.S.



CORRECTIVE ACTION NUMBER
107

74 CONDUIT CORROSION
E-510 SCALE: N.T.S.



CORRECTIVE ACTION NUMBER
107

75 LIGHTING FIXTURE LAMP OUT
E-510 SCALE: N.T.S.



CORRECTIVE ACTION NUMBER
107

76 LIGHTING FIXTURE LAMP OUT
E-510 SCALE: N.T.S.



CORRECTIVE ACTION NUMBER
107

77 LIGHTING FIXTURE LAMP OUT
E-510 SCALE: N.T.S.



CORRECTIVE ACTION NUMBER
100

78 LIGHTING FIXTURE LAMP OUT
E-510 SCALE: N.T.S.



CORRECTIVE ACTION NUMBER
100

79 LIGHTING FIXTURE LAMP OUT
E-510 SCALE: N.T.S.



CORRECTIVE ACTION NUMBER
100


80 LIGHTING FIXTURE LAMP OUT
E-510 SCALE: N.T.S.

SHEET NOTES
SEE G-100 SERIES SHEETS FOR DEFICIENCY &
CONSTRUCTION NOTES - CORRECTIVE ACTION.

DESIGNED	BEB	12/26/14
		DATE
DRAWN	BEB	12/26/14
		DATE
CHECKED	MAR	12/26/14
		DATE
APPROVED	MAR	12/26/14
		DATE

REFERENCE DRAWINGS	
NUMBER	DESCRIPTION

REVISIONS		
DATE	BY	DESCRIPTION



WASHINGTON METROPOLITAN AREA TRANSIT AUTHORITY

OFFICE OF CHIEF, INFRASTRUCTURE SERVICES DEPARTMENT
OF TRANSIT INFRASTRUCTURE AND ENGINEERING SERVICES

APPROVED
CHIEF ENGINEER

DATE

GFP A Gannett Fleming/Parsons
JOINT VENTURE

SUBMITTED
PROJECT MANAGER

DATE

REHABILITATION OF WMATA PARKING FACILITIES
ELECTRICAL-GROSVENOR-STRATHMORE
DEFICIENCY PHOTOGRAPHS
CORRECTIVE ACTION REQUIRED

SCALE
AS SHOWN

DRAWING NO.
A11P-E-510

SHEET NO.
M1269-95

CONTRACT NO.
FQ15090

c:\w\working\gfp\wise\p00270101\A11P-E-510.dwg
SHEET 001 OF 001
PLOT DATE 12/17/2014 2:01:53 PM
PLOTTER HP DesignJet 500



CORRECTIVE ACTION NUMBER
129

81

E-511

UNSECURED DISCONNECT SWITCH

SCALE: N.T.S.



CORRECTIVE ACTION NUMBER
122

82

E-511

OPEN CONDUIT BODY

SCALE: N.T.S.



CORRECTIVE ACTION NUMBER
120 & 123

83

E-511

CONDUIT CORROSION

SCALE: N.T.S.



CORRECTIVE ACTION NUMBER
120

84

E-511

CONDUIT CORROSION

SCALE: N.T.S.

SHEET NOTES
SEE G-100 SERIES SHEETS FOR DEFICIENCY &
CONSTRUCTION NOTES - CORRECTIVE ACTION.

DESIGNED			DRAWN			CHECKED			APPROVED		
BEB			BEB			MAR			MAR		
12/26/14			12/26/14			12/26/14			12/26/14		
DATE			DATE			DATE			DATE		

NUMBER		DESCRIPTION	

DATE		BY		DESCRIPTION	



WASHINGTON METROPOLITAN AREA TRANSIT AUTHORITY

OFFICE OF CHIEF, INFRASTRUCTURE SERVICES DEPARTMENT
OF TRANSIT INFRASTRUCTURE AND ENGINEERING SERVICES

APPROVED
CHIEF ENGINEER

DATE

GFP A Gannett Fleming / Parsons
JOINT VENTURE

SUBMITTED
PROJECT MANAGER

DATE

REHABILITATION OF WMATA PARKING FACILITIES
ELECTRICAL-GROSVENOR-STRATHMORE
DEFICIENCY PHOTOGRAPHS
CORRECTIVE ACTION REQUIRED

SCALE
AS SHOWN

DRAWING NO.
A11P-E-511

SHEET NO.
M1269-96

CONTRACT NO.
FQ15090

c:\w\working\gfp\wis\p\00270701\454841\1P-E-511.dwg
PLOT DATE: 12/27/2014 2:02:13 PM
PLOTTER: HP DesignJet 5000PS
PLOTTER DRIVER: HPGL-ET
PLOTTER MODEL: HP DesignJet 5000PS

REPAIR WORK ITEMS:

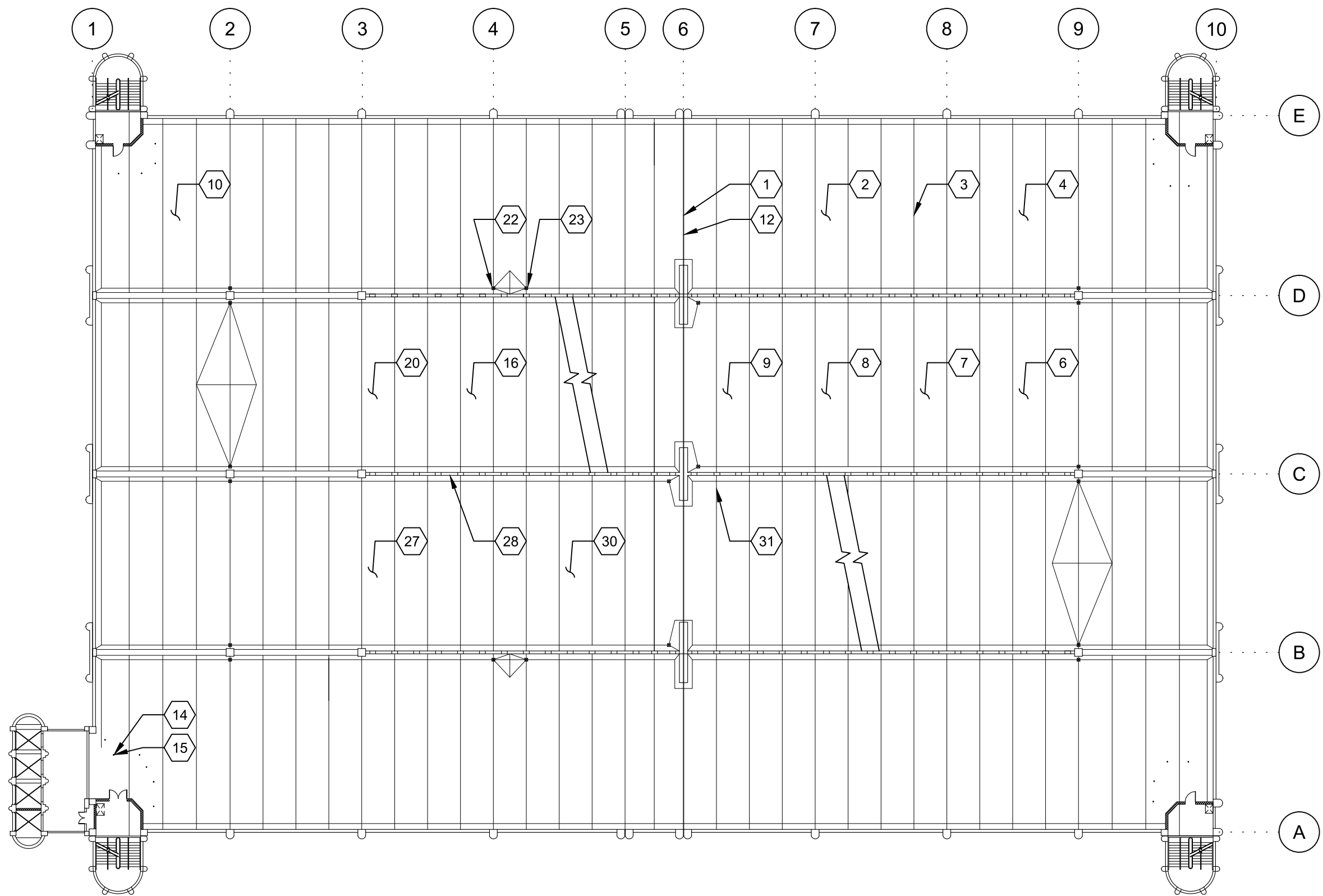
- 1
- REMOVAL OF EXISTING STRUCTURAL DECK EXPANSION JOINTS, CONCRETE REPAIR AT JOINTS, JOINT PREPARATION AND INSTALLATION OF NEW EXPANSION JOINTS SYSTEMS AS PER DET. 4/S-501 (APPROX. 620 LF).
- 2
- SURFACE PREPARATION AND APPLICATION OF URETHANE TRAFFIC BEARING TOPPING AT ROOF LEVEL, STAIRWELLS, ELEVATOR LANDINGS, AND ABOVE OFFICE ROOMS. CONCRETE PREPARATION OF SHARP EDGES AND UNEVEN JOINTS BY METHOD OF GRINDING AS PER SHEET S-522 (APPROX. 150,000 SF).
- 3
- REMOVAL OF EXISTING SEALANTS AT JOINTS BETWEEN DOUBLE TEE BEAM FLANGES, INTERFACE OF DOUBLE TEE BEAM FLANGES AND INVERTED TEE GIRDER, BASE OF COLUMNS, WALLS, REPAIR OF CONCRETE AT JOINTS, JOINT PREPARATION AND INSTALLATION OF NEW JOINT SEALANT AS PER DET. 1/S-503 AND 3/S-503 (APPROX. 54,400 LF).
- 4
- REPAIR OF CONCRETE CRACKS BY METHOD OF EPOXY INJECTION AT TOPSIDE AND UNDERSIDE OF STRUCTURAL CONCRETE DECKS, SIDEWALK & ROADWAY, AND WALLS AS PER DET. 1/S-507, 4/S-507, AND 1/S-508.
- 5
- REPAIR OF CONCRETE DYNAMIC CRACKS BY METHOD OF ROUTING AND APPLICATION OF BACKER ROD AND SEALANT AS PER DET. 3/S-507.
- 6
- REMOVAL AND REPLACEMENT OF DETERIORATED AND SOUND CONCRETE AT STRUCTURAL SLABS, WALLS, BEAM, COLUMNS, PARAPET WALLS, CURBS AND SLAB ON GRADE AS INDICATED IN THE CONTRACT DRAWINGS AND AS DIRECTED BY QUALITY CONTROL ENGINEER OR A.R. AS PER DETAILS 3/S-505, 1/S-509, 3/S-509, 4/S-509.
- 7
- REMOVAL AND REPLACEMENT OF DETERIORATED AND SOUND CONCRETE AT UNDERSIDE OF STRUCTURAL SLAB AS PER DETAILS 1/S-510 AND 3/S-510.
- 8
- REMOVAL AND REPLACEMENT OF DETERIORATED AND SOUND CONCRETE AT DOUBLE TEE BEAM WEB WITH EXPOSED REINFORCEMENT AS PER DETAIL 3/S-513.
- 9
- CLEANING AND PRIMING OF EXISTING EXPOSED REINFORCING STEEL IN STRUCTURAL CONCRETE ELEMENTS AT UNDERSIDE SURFACES OF STRUCTURAL DECKS.
- 10
- REPAIR OF CONCRETE THROUGH CRACKS BY EPOXY INJECTION AS PER DET. 3/S-506.
- 11
- REPLACEMENT OF FLEXIBLE TRAFFIC DELINEATORS IN-KIND AS PER DET. 4/S-519.

- 12
- REPLACEMENT OF BEARING PADS AT SUPPORT BRACKET ANGLES AT EXPANSION JOINT AS PER DET. 3/S-515.
- 13
- REPLACEMENT OF PIPE BOLLARD ANCHOR BOLTS AS PER DET. 1/S-519.
- 14
- CLEANING/REPAINTING OF PIPE BOLLARDS (APPROX. 160 LOC.).
- 15
- REMOVAL AND REPLACEMENT OF CAULKING AT PIPE BOLLARD BASE PLATE.
- 16
- REMOVAL, CLEANING, SAND BLASTING OF EXISTING CROSS WALK STRIPING, ADA ACCESS RAMPS AND TRAFFIC CONTROL STRIPING AND MARKINGS, & PREPARATION AND INSTALLATION OF NEW CROSS WALK STRIPING, ADA ACCESS RAMPS, AND TRAFFIC CONTROL STRIPING AS INDICATED IN THE CONTRACT DRAWINGS OR DIRECTED BY THE A.R. (APPROX. 72,000 SF FLOOR AREA).
- 17
- CONCRETE REPAIR AT LIFTING POINTS AS PER DET. 1 & 2/S-511.
- 18
- REMOVAL OF LOOSE CONCRETE AT STAIR BEAM CONNECTION PLATE COVER AS PER DET. 1/S-513.
- 19
- REPAIR OF DOUBLE TEE FLANGE CONNECTION TO WALL AS PER DETAIL 1/S-514.
- 20
- POWERWASH SEEPAGE AREAS AT UNDERSIDE, AS PER SPECIFICATIONS.
- 21
- REPLACEMENT OF DAMAGED SIGNS IN-KIND.
- 22
- REPLACEMENT OF DRAIN BODIES AND COVERS AS PER DET. 1/S-517.
- 23
- REPLACEMENT OF STORM DRAIN PIPES AS PER DET. 1/S-517.
- 24
- REPOINTING OF CRACKED MORTAR ON CMU WALL.

- 25
- REPAIR OF CRACKED BLOCKS ON CMU WALL AS PER DET. 3/S-518.
- 26
- REPAIR OF DETERIORATED CONCRETE WASH AS PER DET. 3/S-508.
- 27
- APPLICATION OF SILANE BASED PENETRATING CORROSION INHIBITOR (APPROX. 541,000 SF).
- 28
- APPLICATION OF ACRYLIC COATING ON LIGHTWALL AND SHEAR WALL (APPROX. 28,000 SF).
- 29
- REPAIR OF BROKEN CORNER OF DOUBLE TEE FLANGE AS PER SHEET S-512.
- 30
- CLEANING AND PAINTING OF EXPOSED STEEL.
- 31
- SMOOTH GRINDING OF CONCRETE AT UNEVEN JOINTS BETWEEN DOUBLE TEE BEAM FLANGES, REPAIR OF CONCRETE AT JOINTS, JOINT PREPARATION, AND INSTALLATION OF NEW JOINT SEALANT AS PER DET. 1/S-504.
- 32
- REMOVAL AND REPLACEMENT OF VERTICAL JOINT SEALANT AS PER DET. 1/S-506.

GENERAL NOTES:

1.
- CONTRACTOR SHALL VERIFY ALL DIMENSIONS PRIOR TO PRODUCING SHOP DRAWINGS, FABRICATING COMPONENTS, OR ORDERING MATERIALS. ALL SHOP DRAWINGS SHALL SHOW DIMENSIONS FIELD VERIFIED BY THE CONTRACTOR.
2.
- SYMBOLS FOR CRACKS AND AREAS OF SPALLS AND DELAMINATIONS SHOWN ARE FOR LOCATIONS ONLY. USE LENGTHS OF CRACKS AND AREAS OF SPALLS AND DELAMINATIONS SHOWN NEXT TO SYMBOLS. DO NOT SCALE OFF DRAWINGS.
3.
- FOR REPAIR LEGENDS, SYMBOLS, AND ABBREVIATIONS, SEE DWG. G-102 AND G-103




1 GENERAL PLAN
N.T.S.

NOTE: THIS DRAWING IS FOR INFORMATION ONLY. FOR A COMPLETE LISTING OF REPAIR ITEMS, SEE SPECIFICATIONS, DRAWINGS AND DETAIL PLANS.

SHADY GROVE NORTH PARKING STRUCTURE QUANTITIES			
REPAIR WORK ITEM	DESCRIPTION	QUANTITY	UNIT
1	REMOVAL AND REPLACEMENT OF EXISTING EXPANSION JOINTS	1	LS
2	APPLICATION OF URETHANE TRAFFIC BEARING TOPPING	1	LS
3	REMOVAL AND REPLACEMENT OF EXISTING JOINT SEALANTS AND CONCRETE REPAIR	1	LS
4	REPAIR OF CONCRETE CRACKS BY EPOXY INJECTION	6600	LF
5	REPAIR OF CONCRETE DYNAMIC CRACKS	960	LF
6	REPAIR OF CONCRETE SPALLS AT TOPSIDE OF DECK AND WALLS	100	SF
7	REPAIR OF CONCRETE SPALLS AT UNDERSIDE OF DECK	5	SF
8	REPAIR OF CONCRETE SPALLS AT DOUBLE TEE BEAM WEB WITH EXPOSED REINFORCEMENT	35	SF
9	CLEANING AND PRIMING OF EXPOSED STEEL AT UNDERSIDE OF DECK	20	SF
10	REPAIR OF CONCRETE THROUGH CRACKS BY EPOXY INJECTION	520	LF
11	REPLACEMENT OF FLEXIBLE TRAFFIC DELINEATORS	2	LOC
12	REPLACEMENT OF BEARING PADS AT EXPANSION JOINT	105	LOC
13	REPLACEMENT OF PIPE BOLLARD ANCHOR BOLTS	3	LOC
14	CLEANING/REPAINTING OF PIPE BOLLARDS	1	LS
15	REMOVAL AND REPLACEMENT OF CAULKING AT BOLLARD BASE PLATE	320	LF
16	CLEANING/REPAINTING OF PARKING STRIPING AND TRAFFIC MARKINGS	1	LS
17	CONCRETE REPAIR AT LIFTING POINTS	25	LOC
18	REMOVAL OF LOOSE CONCRETE AT STAIR BEAM CONNECTION PLATE COVER	6	LOC
19	REPAIR FULL DEPTH OF DOUBLE TEE AT FLANGE CONNECTION	1	LOC
20	POWERWASH SEEPAGE AREAS AT UNDERSIDE	661,000	SF
21	REPLACEMENT OF DAMAGED SIGNS	13	LOC
22	REPLACEMENT OF STORM DRAIN BODIES AND COVERS	160	LOC
23	REPLACEMENT OF STORM DRAIN PIPES	3500	LF
24	REPAIR OF STEP CRACKS ON CMU WALL	20	LF
25	REPAIR OF CRACKED BLOCKS ON CMU WALL	3	LOC
26	REPAIR OF DETERIORATED CONCRETE WASH	1	LOC
27	APPLICATION OF SILANE BASED PENETRATING CORROSION INHIBITOR	1	LS
28	APPLICATION OF ACRYLIC COATING ON LIGHTWALL AND SHEAR WALL	1	LS
29	REPAIR OF BROKEN CORNER OF DOUBLE TEE FLANGE	6	LOC
30	CLEANING/PAINTING OF EXPOSED STEEL	70	SF
31	SMOOTH GRINDING OF CONCRETE AT UNEVEN JOINTS	1	LS
32	REMOVAL AND REPLACEMENT OF VERTICAL JOINT SEALANTS	860	LF

S:\07469\WMATA\4-URRPG-01_Four Parking Garage\CADD\Sheet\02_STRUCTURAL\02_SHADY GROVE NORTH\4SP-S-001.dwg
SAVED: 07/01/2014 11:45:01 AM by: TERANDEZ, CORY J.
PLOTTED: 01/02/2015 3:27:25 PM

DESIGNED			REFERENCE DRAWINGS			REVISIONS		
L.K.	12/26/14	DATE	NUMBER	DESCRIPTION	DATE	BY	DESCRIPTION	
M.Z.	12/26/14	DATE						
A.I.A.	12/26/14	DATE						
J.D.P.	12/26/14	DATE						



WASHINGTON METROPOLITAN AREA TRANSIT AUTHORITY

OFFICE OF CHIEF, INFRASTRUCTURE SERVICES DEPARTMENT OF TRANSIT INFRASTRUCTURE AND ENGINEERING SERVICES

APPROVED
CHIEF ENGINEER

DATE

GFP A Gannett Fleming / Parsons
JOINT VENTURE

SUBMITTED
PROJECT MANAGER

DATE

REHABILITATION OF WMATA PARKING FACILITIES
STRUCTURAL-SHADY GROVE NORTH

CONSTRUCTION NOTES

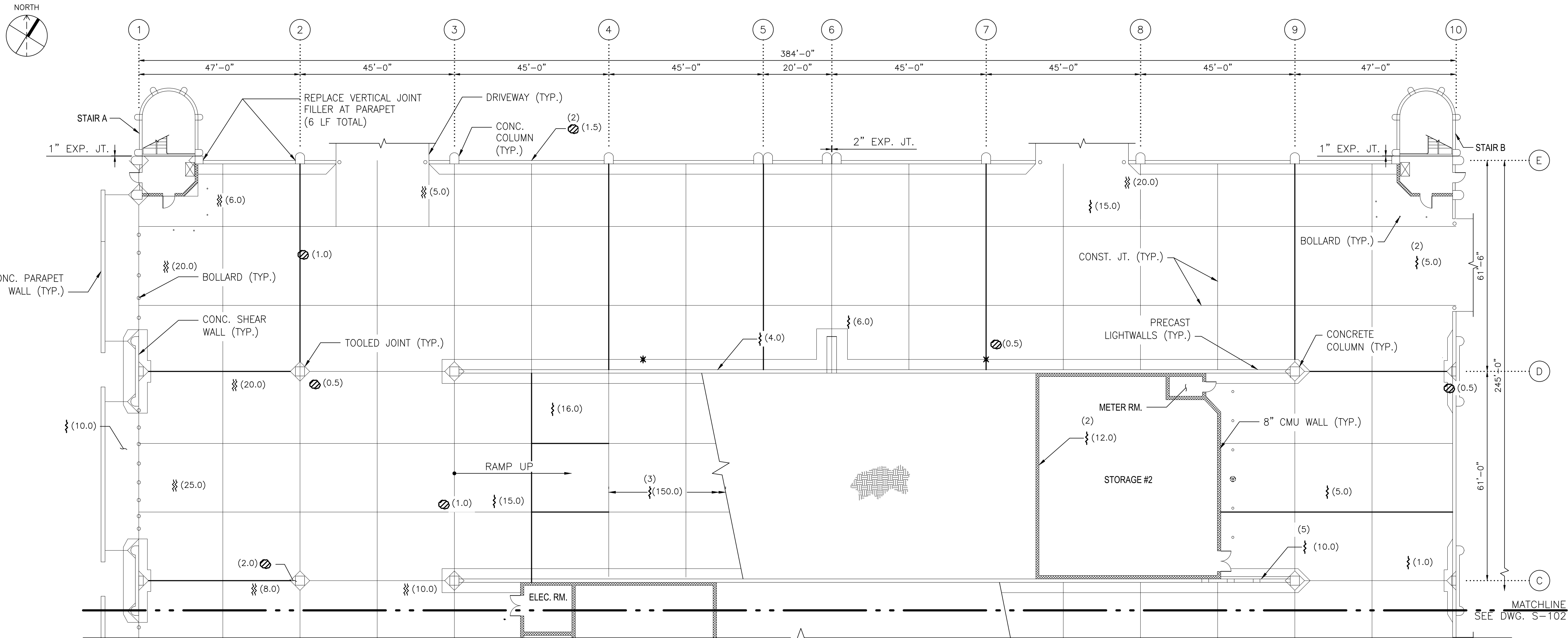
SCALE
AS SHOWN

DRAWING NO.
E09P-S-001

SHEET NO.
M1269-97

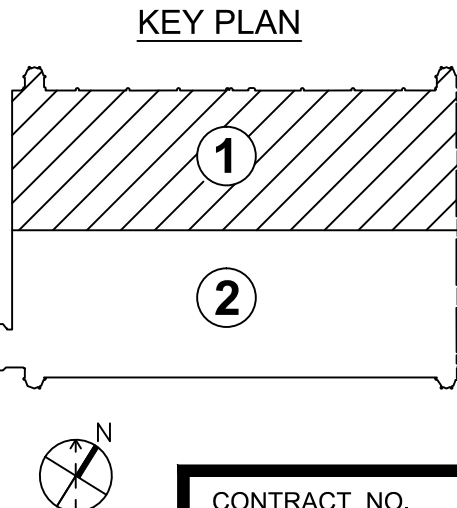
CONTRACT NO.
FQ15090

S:\0269\WMATA\A15P\031_Four Parking Garage\CAD\Drawings\02_STRUCTURAL\02_SHADY GROVE NORTH\A15P-S-101.dwg
SAVED: 12/26/14 4:08:09 PM by: FERNANDEZ, CORY J.
PLOT: 12/26/14 4:08:09 PM by: FERNANDEZ, CORY J.
PLOT: 12/26/14 4:08:09 PM by: FERNANDEZ, CORY J.



1
S-101
GROUND FLOOR PART PLAN I
SCALE: 1/16"=1'-0"
2' 0" 8' 16' 32'


NOTE:
1. FOR ALL REPAIR DETAILS, SEE SHADY GROVE NORTH GARAGE CONSTRUCTION NOTES ON DWG. A15P-S-001.



DESIGNED	L.K.	12/26/14
		DATE
DRAWN	M.Z.	12/26/14
		DATE
CHECKED	A.I.A.	12/26/14
		DATE
APPROVED	J.D.P.	12/26/14
		DATE

REFERENCE DRAWINGS	
NUMBER	DESCRIPTION

REVISIONS		
DATE	BY	DESCRIPTION



WASHINGTON METROPOLITAN AREA TRANSIT AUTHORITY

OFFICE OF CHIEF, INFRASTRUCTURE SERVICES DEPARTMENT
OF TRANSIT INFRASTRUCTURE AND ENGINEERING SERVICES

GFP A Gannett Fleming / Parsons
JOINT VENTURE

APPROVED
CHIEF ENGINEER

DATE

SUBMITTED
PROJECT MANAGER

DATE

REHABILITATION OF WMATA PARKING FACILITIES
STRUCTURAL—SHADY GROVE NORTH

GROUND FLOOR PART PLAN I

SCALE
AS SHOWN

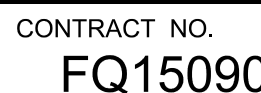
DRAWING NO.
A15P-S-101

SHEET NO.
M1269-98

CONTRACT NO.
FQ15090



1. FOR ALL REPAIR DETAILS, SEE SHADY GROVE NORTH GARAGE CONSTRUCTION NOTES ON DWG. A15P-S-001.



PROFESSIONAL CERTIFICATION—HERSHEY GERTTIE THAT THESE DOCUMENTS WERE PREPARED OR APPROVED BY ME, AND THAT I AM A LICENSED PROFESSIONAL ENGINEER UNDER THE LAWS OF THE STATE OF MARYLAND, LICENSE NO. 45732, EXPIRATION DATE 01/01/2016.

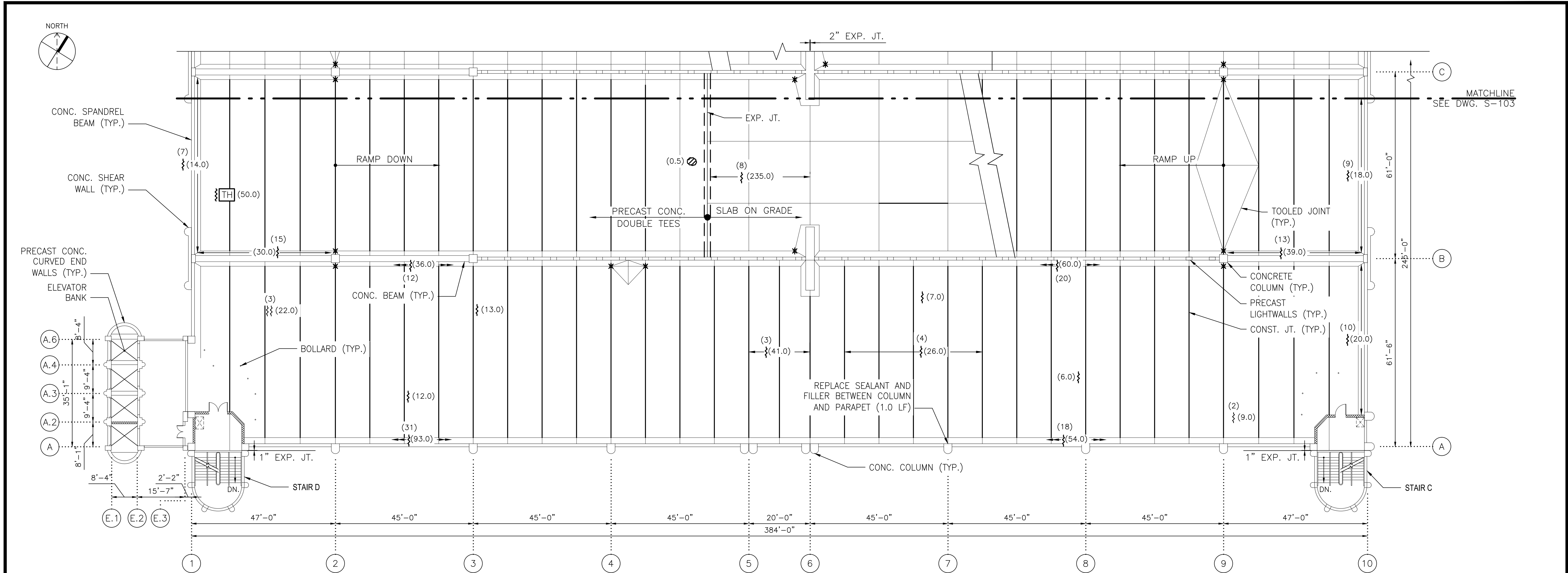
STATE OF MARYLAND
AMRLA, ALY
PROFESSIONAL ENGINEER
45732

GFP A Gannett Fleming/Parsons
JOINT VENTURE

SUBMITTED	
PROJECT MANAGER	DATE

SHEET NO.
M1269-99

S:\02469 WMATA\A15P-S-104.dwg
SAVED 12/26/14 3:28:01 PM
PLOT 5/14/2015 3:28:05 PM



1 SECOND FLOOR PART PLAN II
S-104 SCALE: 1/16"=1'-0"
2' 0" 8' 16' 32'

NOTE:
1. FOR ALL REPAIR DETAILS, SEE SHADY GROVE NORTH GARAGE CONSTRUCTION NOTES ON DWG. A15P-S-001.

DESIGNED			REFERENCE DRAWINGS		REVISIONS		
L.K.	12/26/14	DATE	NUMBER	DESCRIPTION	DATE	BY	DESCRIPTION
M.Z.	12/26/14	DATE					
A.I.A.	12/26/14	DATE					
J.D.P.	12/26/14	DATE					



WASHINGTON METROPOLITAN AREA TRANSIT AUTHORITY

OFFICE OF CHIEF, INFRASTRUCTURE SERVICES DEPARTMENT
OF TRANSIT INFRASTRUCTURE AND ENGINEERING SERVICES

GFP A Gannett Fleming / Parsons
JOINT VENTURE

APPROVED
CHIEF ENGINEER

SUBMITTED
PROJECT MANAGER

REHABILITATION OF WMATA PARKING FACILITIES
STRUCTURAL-SHADY GROVE NORTH

SECOND FLOOR PART PLAN II

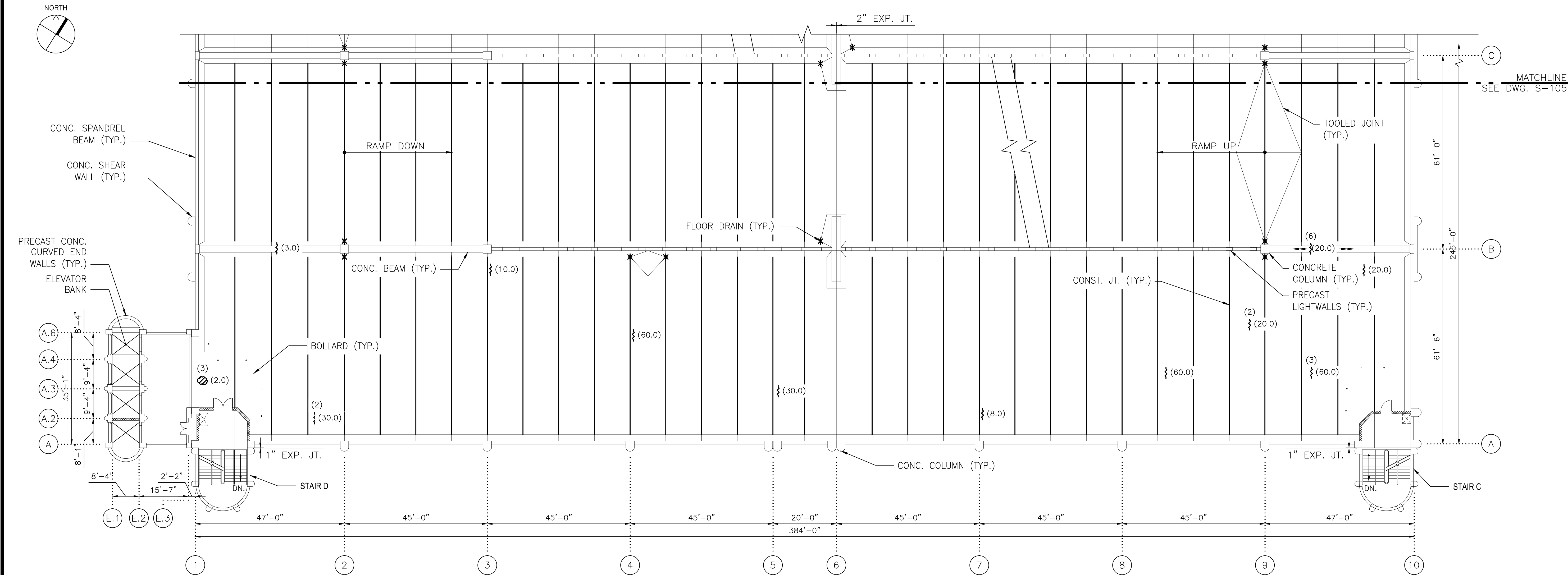
SCALE
AS SHOWN

DRAWING NO.
A15P-S-104


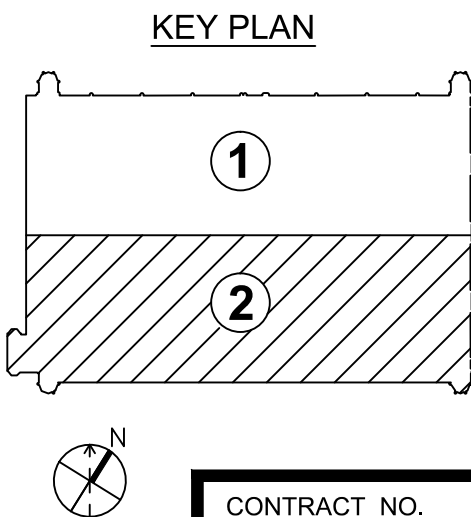
SHEET NO.
M1269-101

CONTRACT NO.
FQ15090

S:\0249\WMATA\A15P\001_01_Four Parking Garage\CAD\Drawings\02_STRUCTURAL\02_STRUCTURAL\02_SHADY GROVE NORTH\A15P-S-106.dwg
SAVED 12/26/14 4:08:01 PM by FERNANDEZ, CORY J.
PLOTTED 5/14/2015 3:28:25 PM



1 THIRD FLOOR PART PLAN II
S-106



WASHINGTON METROPOLITAN AREA TRANSIT AUTHORITY

OFFICE OF CHIEF, INFRASTRUCTURE SERVICES DEPARTMENT
OF TRANSIT INFRASTRUCTURE AND ENGINEERING SERVICES

GFP A Gannett Fleming / Parsons
JOINT VENTURE

APPROVED _____ DATE _____
CHIEF ENGINEER

SUBMITTED _____ DATE _____
PROJECT MANAGER

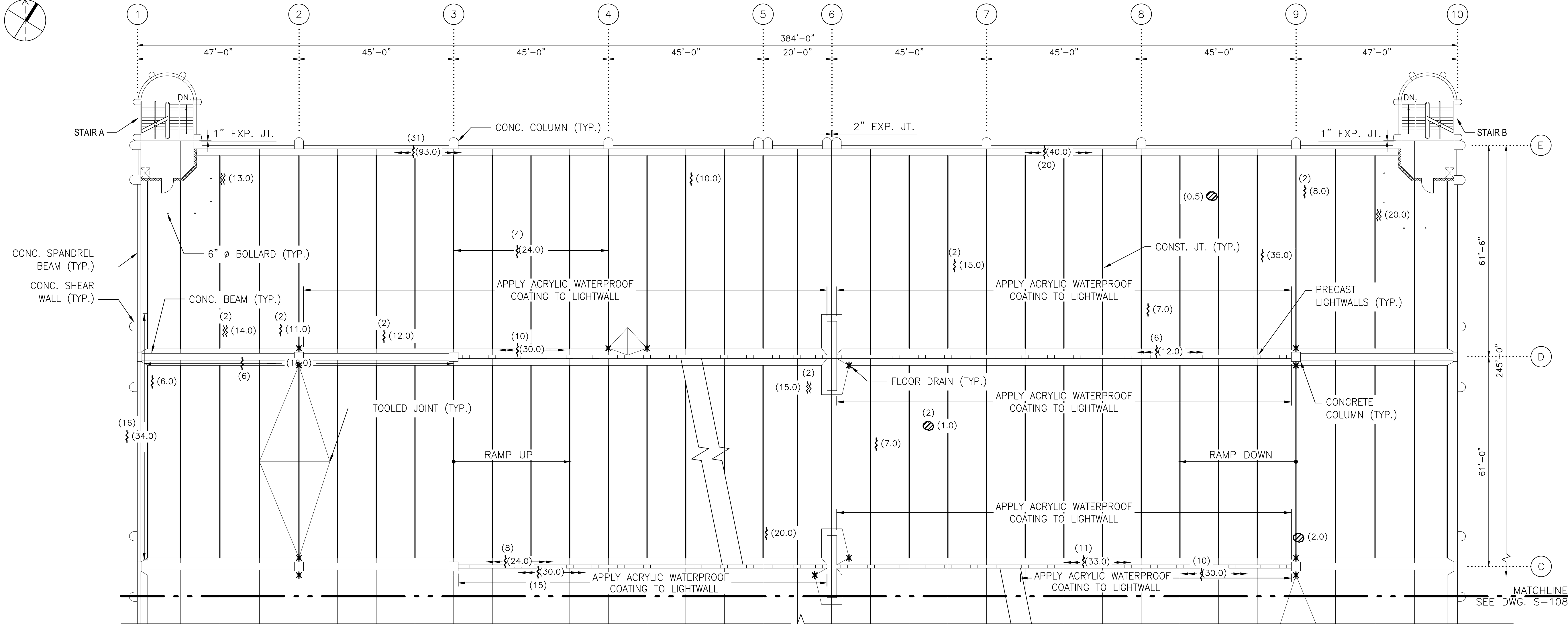
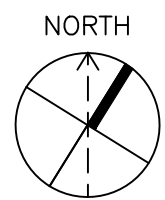
REHABILITATION OF WMATA PARKING FACILITIES
STRUCTURAL-SHADY GROVE NORTH

THIRD FLOOR PART PLAN II

SCALE
AS SHOWN

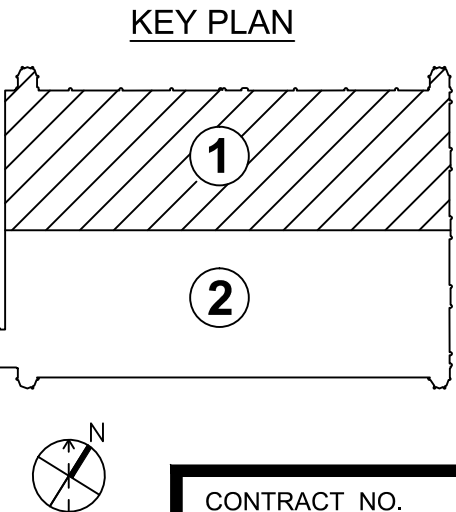
DRAWING NO.
A15P-S-106

SHEET NO.
M1269-103




1
S-107
FOURTH FLOOR PART PLAN I
SCALE: 1/16"=1'-0"
2' 0" 8' 16' 32'

NOTE:
1. FOR ALL REPAIR DETAILS, SEE SHADY GROVE NORTH GARAGE CONSTRUCTION NOTES ON DWG. A15P-S-001.



DESIGNED			REFERENCE DRAWINGS		REVISIONS		
DESIGNED	L.K.	12/26/14	NUMBER	DESCRIPTION	DATE	BY	DESCRIPTION
DRAWN	M.Z.	12/26/14					
CHECKED	A.I.A.	12/26/14					
APPROVED	J.D.P.	12/26/14					



WASHINGTON METROPOLITAN AREA TRANSIT AUTHORITY

OFFICE OF CHIEF, INFRASTRUCTURE SERVICES DEPARTMENT
OF TRANSIT INFRASTRUCTURE AND ENGINEERING SERVICES

GFP A Gannett Fleming / Parsons
JOINT VENTURE

APPROVED
CHIEF ENGINEER

SUBMITTED
PROJECT MANAGER

REHABILITATION OF WMATA PARKING FACILITIES
STRUCTURAL-SHADY GROVE NORTH

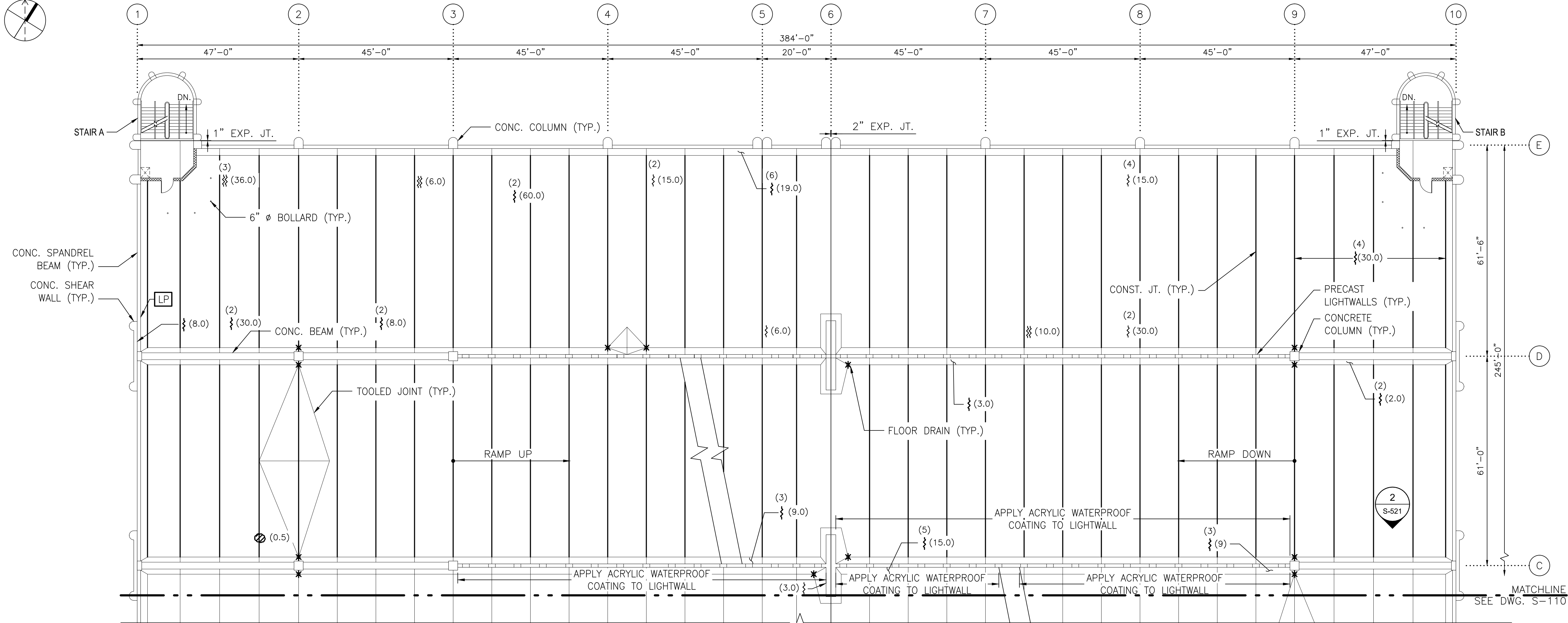
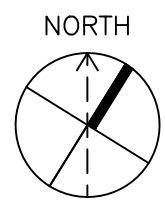
FOURTH FLOOR PART PLAN I

SCALE
AS SHOWN

DRAWING NO.
A15P-S-107

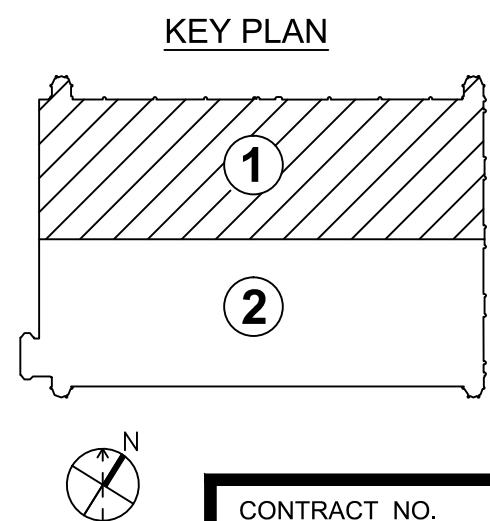
SHEET NO.
M1269-104

S:\02\169 WMATA\169\001 Four Parking Garage\CADD\Sheets\02 STRUCTURAL\02 SHADY GROVE NORTH\A15P-S-107.dwg
SAVED: 12/20/14 4:08:58 PM BY: FERNANDEZ, CORY J.
PLOTTED: 5/14/2015 3:28:35 PM



FIFTH FLOOR PART PLAN I
SCALE: 1/16"=1'-0"
2' 0" 8' 16' 32'


NOTE:
1. FOR ALL REPAIR DETAILS, SEE SHADY GROVE NORTH GARAGE CONSTRUCTION NOTES ON DWG. A15P-S-001.



DESIGNED	L.K.	12/26/14
		DATE
DRAWN	M.Z.	12/26/14
		DATE
CHECKED	A.I.A.	12/26/14
		DATE
APPROVED	J.D.P.	12/26/14
		DATE

REFERENCE DRAWINGS	
NUMBER	DESCRIPTION

REVISIONS		
DATE	BY	DESCRIPTION



WASHINGTON METROPOLITAN AREA TRANSIT AUTHORITY
OFFICE OF CHIEF, INFRASTRUCTURE SERVICES DEPARTMENT
OF TRANSIT INFRASTRUCTURE AND ENGINEERING SERVICES

GFP A Gannett Fleming / Parsons
JOINT VENTURE

APPROVED
CHIEF ENGINEER

DATE

SUBMITTED
PROJECT MANAGER

DATE

REHABILITATION OF WMATA PARKING FACILITIES
STRUCTURAL-SHADY GROVE NORTH

FIFTH FLOOR PART PLAN I

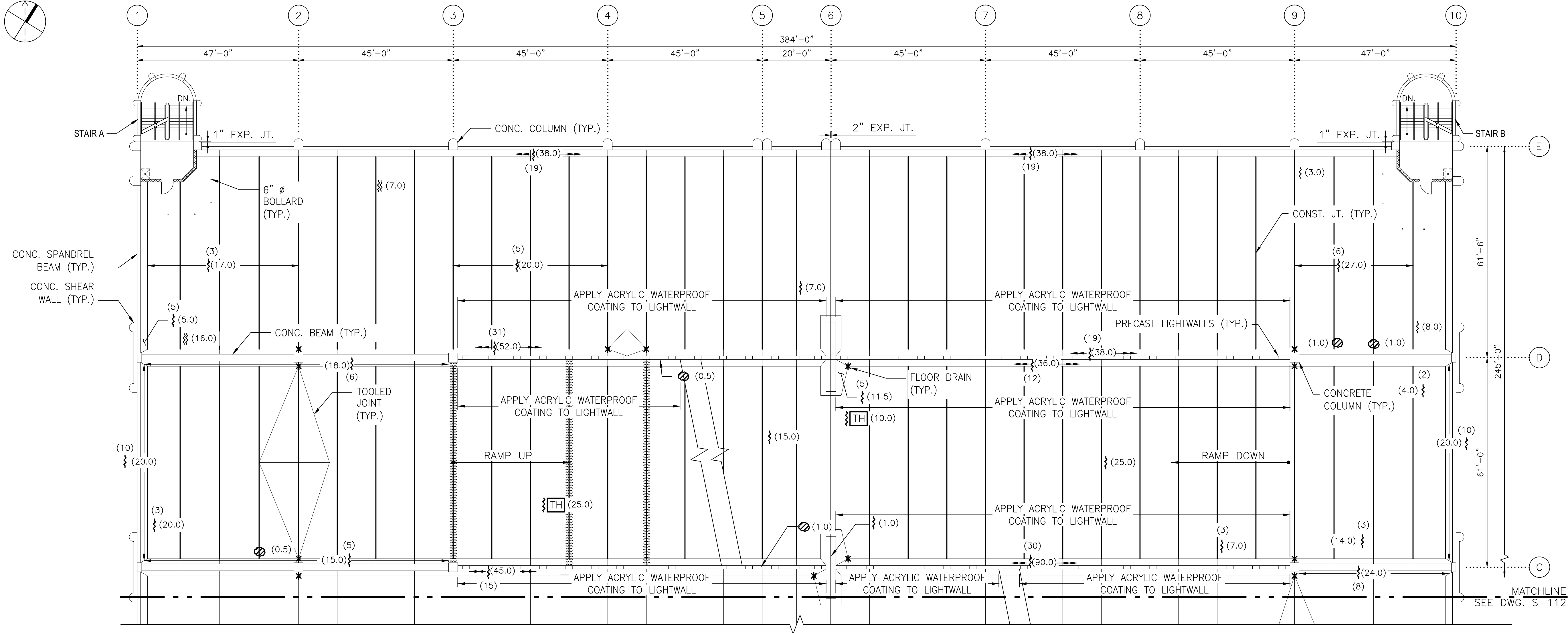
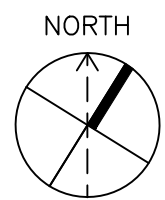
SCALE
AS SHOWN

DRAWING NO.
A15P-S-109

SHEET NO.
M1269-106

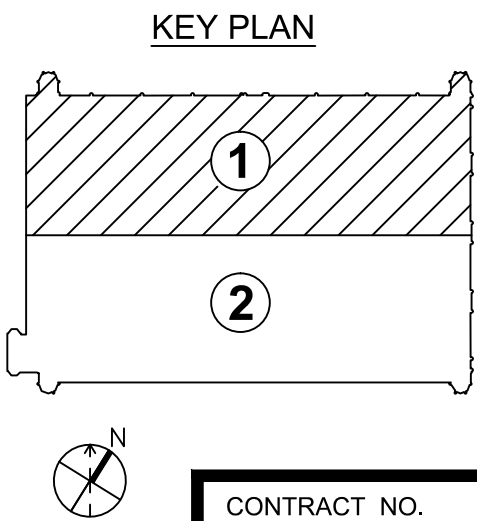
CONTRACT NO.
FQ15090

S:\2014\WMATA\A15P-S-109.dwg
SAVED 12/26/14 4:15 PM by J. D. P.
PLOTTED 12/26/14 3:28:55 PM



SIXTH FLOOR PART PLAN I
SCALE: 1/16"=1'-0"
2' 0" 8' 16' 32'


NOTE:
1. FOR ALL REPAIR DETAILS, SEE SHADY GROVE NORTH GARAGE CONSTRUCTION NOTES ON DWG. A15P-S-001.



DESIGNED	L.K.	12/26/14
		DATE
DRAWN	M.Z.	12/26/14
		DATE
CHECKED	A.I.A.	12/26/14
		DATE
APPROVED	J.D.P.	12/26/14
		DATE

REFERENCE DRAWINGS	
NUMBER	DESCRIPTION

REVISIONS		
DATE	BY	DESCRIPTION



WASHINGTON METROPOLITAN AREA TRANSIT AUTHORITY
OFFICE OF CHIEF, INFRASTRUCTURE SERVICES DEPARTMENT
OF TRANSIT INFRASTRUCTURE AND ENGINEERING SERVICES

GFP A Gannett Fleming / Parsons
JOINT VENTURE

APPROVED
CHIEF ENGINEER

DATE

SUBMITTED
PROJECT MANAGER

DATE

REHABILITATION OF WMATA PARKING FACILITIES
STRUCTURAL-SHADY GROVE NORTH

SIXTH FLOOR PART PLAN I

SCALE
AS SHOWN

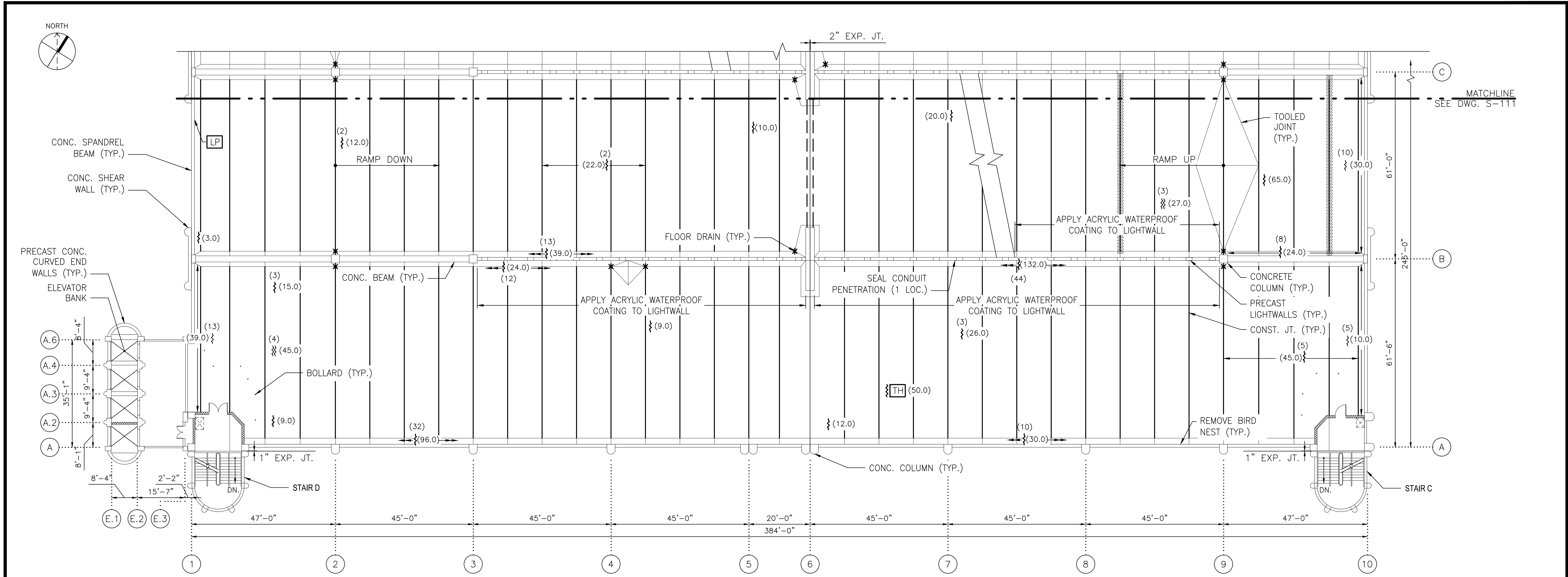
DRAWING NO.
A15P-S-111

SHEET NO.
M1269-108

CONTRACT NO.
FQ15090

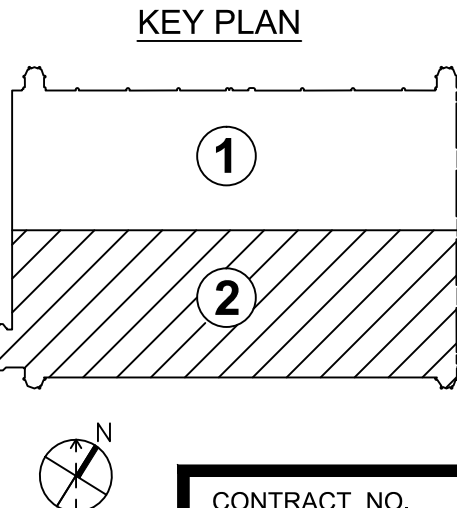
S:\02\69 WMATA\A15P\001_Four Parking Garages\CADD\Sheets\02_STRUCTURAL\02_SHADY GROVE NORTH\A15P-S-111.dwg
SAVED: 12/26/14 4:15:31 PM BY: FERNANDEZ, CORY J.
PLOTTED: 5/14/2015 3:28:15 PM

S:\02\69 WMATA\A15P\001_Four Parking Garage\CADD\Sheets\02_STRUCT\A15P-S-112.dwg
SAVED: 12/26/14 4:14 PM by: FERNANDEZ, CORY J.
PLOTTED: 5/14/2015 3:29:25 PM



1
S-112
SIXTH FLOOR PART PLAN II
SCALE: 1/16"=1'-0"
2' 0" 8' 16' 32'

NOTE:
1. FOR ALL REPAIR DETAILS, SEE SHADY GROVE NORTH GARAGE CONSTRUCTION NOTES ON DWG. A15P-S-001.



DESIGNED	L.K.	12/26/14
		DATE
DRAWN	M.Z.	12/26/14
		DATE
CHECKED	A.I.A.	12/26/14
		DATE
APPROVED	J.D.P.	12/26/14
		DATE

REFERENCE DRAWINGS	
NUMBER	DESCRIPTION

REVISIONS		
DATE	BY	DESCRIPTION



WASHINGTON METROPOLITAN AREA TRANSIT AUTHORITY

OFFICE OF CHIEF, INFRASTRUCTURE SERVICES DEPARTMENT
OF TRANSIT INFRASTRUCTURE AND ENGINEERING SERVICES

GFP A Gannett Fleming / Parsons
JOINT VENTURE

APPROVED _____ DATE _____
CHIEF ENGINEER

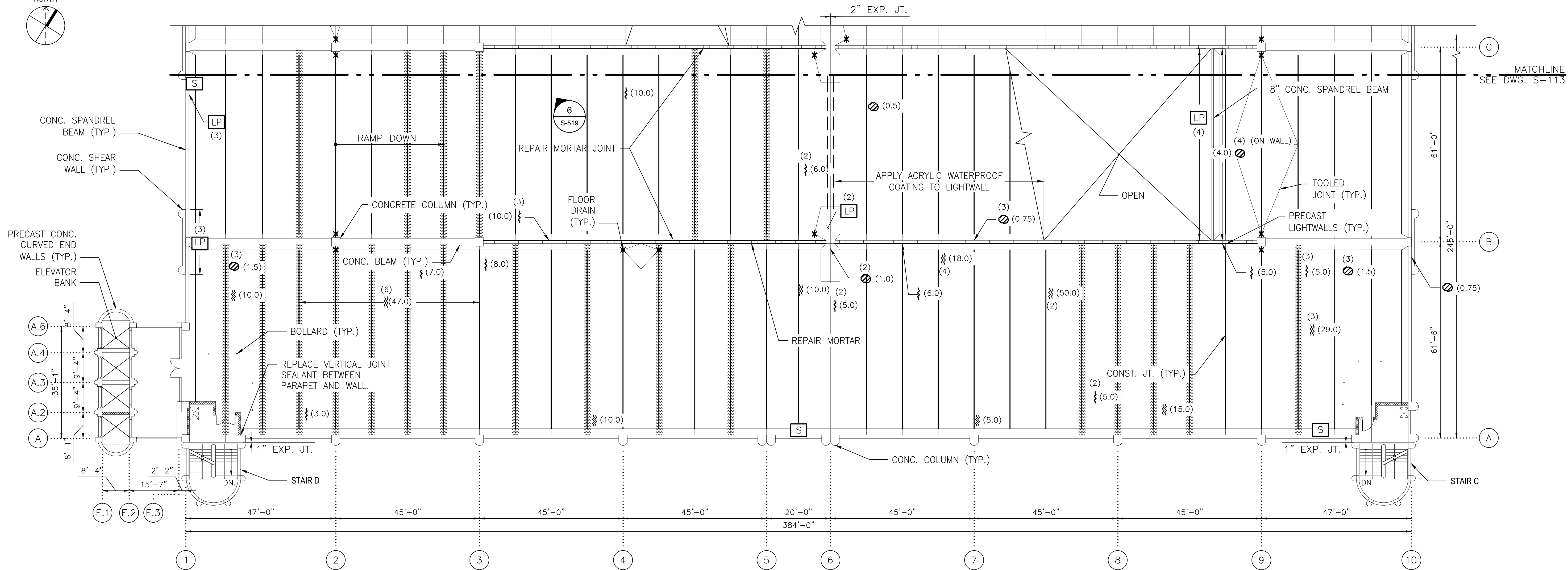
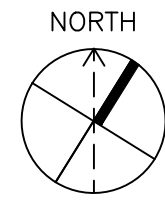
SUBMITTED _____ DATE _____
PROJECT MANAGER

REHABILITATION OF WMATA PARKING FACILITIES
STRUCTURAL-SHADY GROVE NORTH

SIXTH FLOOR PART PLAN II

SCALE AS SHOWN	DRAWING NO. A15P-S-112	SHEET NO. M1269-109
-------------------	---------------------------	------------------------

CONTRACT NO.
FQ15090

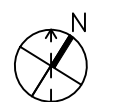
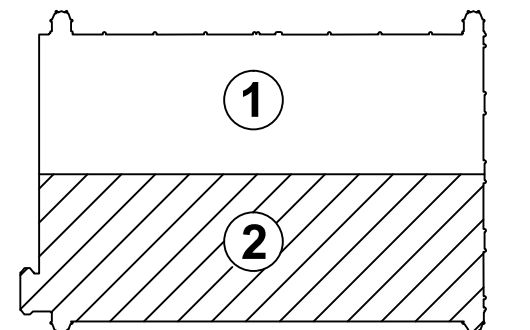


1 SEVENTH FLOOR PART PLAN II
S-114 SCALE: 1/16"=1'-0"
2' 0" 8' 16' 32'

NOTE:

1. FOR ALL REPAIR DETAILS, SEE SHADY GROVE NORTH GARAGE CONSTRUCTION NOTES ON DWG. A15P-S-001.

KEY PLAN



CONTRACT NO.
FQ15090

DESIGNED L.K. 12/26/14
DATE
DRAWN M.Z. 12/26/14
DATE
CHECKED A.I.A. 12/26/14
DATE
APPROVED J.D.P. 12/26/14
DATE

REFERENCE DRAWINGS	
NUMBER	DESCRIPTION

REVISIONS		
DATE	BY	DESCRIPTION



WASHINGTON METROPOLITAN AREA TRANSIT AUTHORITY

OFFICE OF CHIEF, INFRASTRUCTURE SERVICES DEPARTMENT
OF TRANSIT INFRASTRUCTURE AND ENGINEERING SERVICES

GFP A Gannett Fleming / Parsons
JOINT VENTURE

APPROVED
CHIEF ENGINEER DATE

SUBMITTED
PROJECT MANAGER DATE

REHABILITATION OF WMATA PARKING FACILITIES
STRUCTURAL-SHADY GROVE NORTH

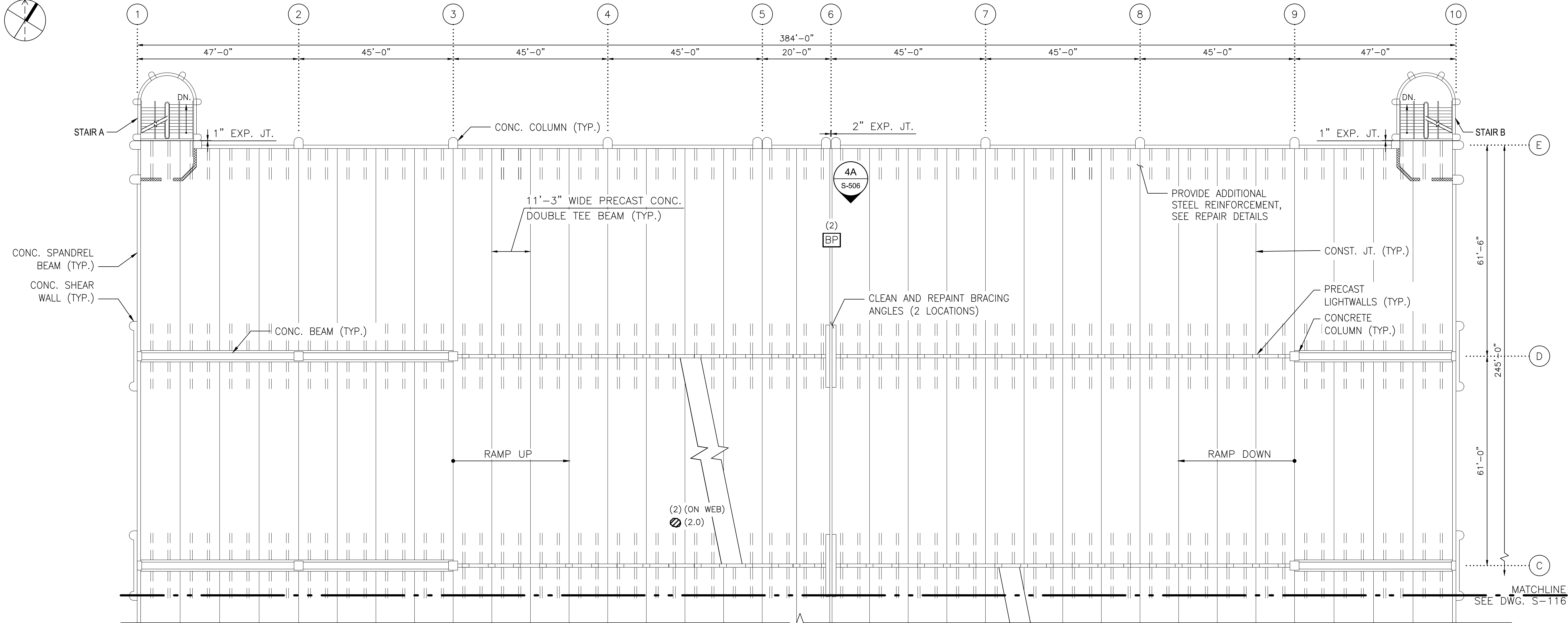
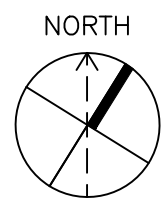
SEVENTH FLOOR PART PLAN II

SCALE
AS SHOWN

DRAWING NO.
A15P-S-114

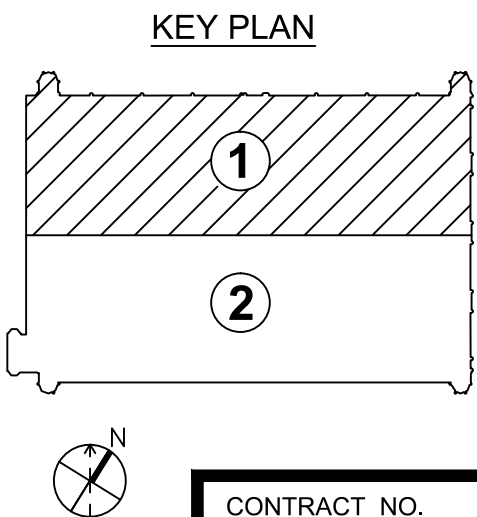
SHEET NO.
M1269-111

S:\05749\WMATA\A15P\05749-01 Four Parking Garages\CADD\Sheets\02 STRUCTURAL\02 SHADY GROVE NORTH\A15P-S-114.dwg
SAVED: 12/26/14 4:14:25 PM BY: FERNANDEZ, CORY J.
PLOTTED: 5/14/2015 3:29:45 PM



1 SECOND FLOOR FRAMING PART PLAN I
SCALE: 1/16"=1'-0"
2' 0" 8' 16' 32'


NOTE:
1. FOR ALL REPAIR DETAILS, SEE SHADY GROVE NORTH GARAGE CONSTRUCTION NOTES ON DWG. A15P-S-001.



DESIGNED	L.K.	12/26/14
		DATE
DRAWN	M.Z.	12/26/14
		DATE
CHECKED	A.I.A.	12/26/14
		DATE
APPROVED	J.D.P.	12/26/14
		DATE

REFERENCE DRAWINGS	
NUMBER	DESCRIPTION

REVISIONS		
DATE	BY	DESCRIPTION



WASHINGTON METROPOLITAN AREA TRANSIT AUTHORITY
OFFICE OF CHIEF, INFRASTRUCTURE SERVICES DEPARTMENT
OF TRANSIT INFRASTRUCTURE AND ENGINEERING SERVICES

GFP A Gannett Fleming / Parsons
JOINT VENTURE

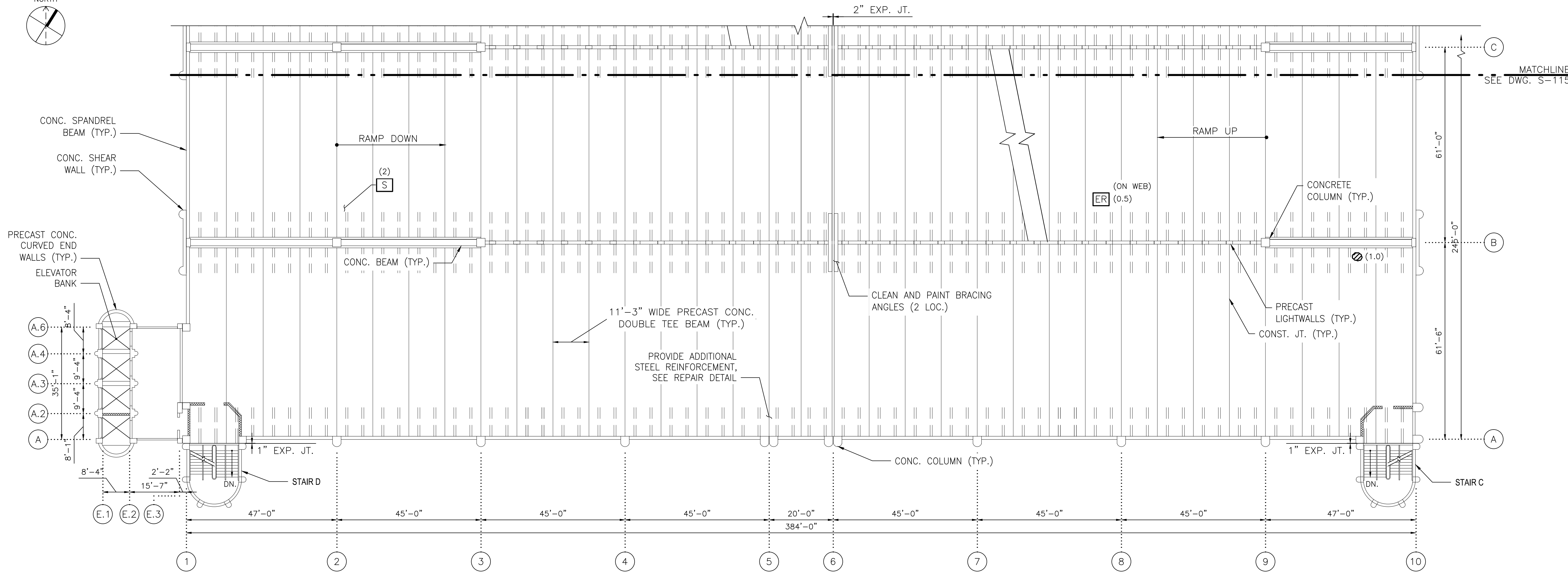
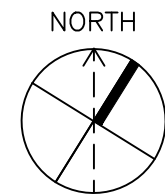
APPROVED
CHIEF ENGINEER

DATE

SUBMITTED
PROJECT MANAGER

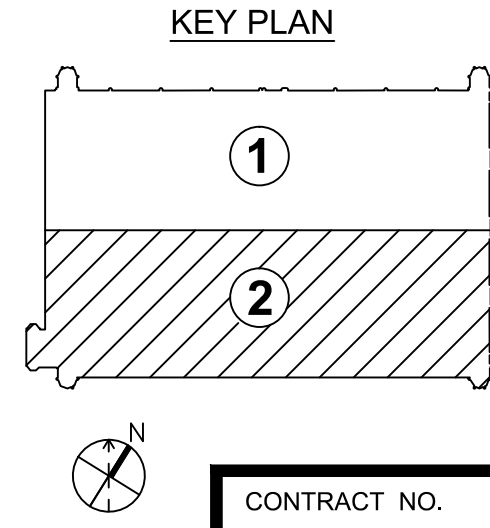
DATE

REHABILITATION OF WMATA PARKING FACILITIES STRUCTURAL-SHADY GROVE NORTH		
SECOND FLOOR FRAMING PART PLAN I		
SCALE AS SHOWN	DRAWING NO. A15P-S-115	SHEET NO. M1269-112



1 SECOND FLOOR FRAMING PART PLAN II
S-116
SCALE: 1/16"=1'-0"
2' 0" 8' 16' 32'

NOTE:
1. FOR ALL REPAIR DETAILS, SEE SHADY GROVE NORTH GARAGE CONSTRUCTION NOTES ON DWG. A15P-S-001.




S:\2014\WMATA\A15P\001_Four Parking Garages\CADD\Sheets\02_STRUCTURAL\02_SHADY GROVE NORTH\A15P-S-116.dwg
SAVED: 12/26/14 4:15:00 PM BY: FERNANDEZ, CORY J.
PLOTTED: 5/14/2015 3:30:05 PM

DESIGNED	L.K.	12/26/14
		DATE
DRAWN	M.Z.	12/26/14
		DATE
CHECKED	A.I.A.	12/26/14
		DATE
APPROVED	J.D.P.	12/26/14
		DATE

REFERENCE DRAWINGS	
NUMBER	DESCRIPTION

REVISIONS		
DATE	BY	DESCRIPTION



WASHINGTON METROPOLITAN AREA TRANSIT AUTHORITY
OFFICE OF CHIEF, INFRASTRUCTURE SERVICES DEPARTMENT
OF TRANSIT INFRASTRUCTURE AND ENGINEERING SERVICES

GFP A Gannett Fleming / Parsons
JOINT VENTURE

APPROVED
CHIEF ENGINEER

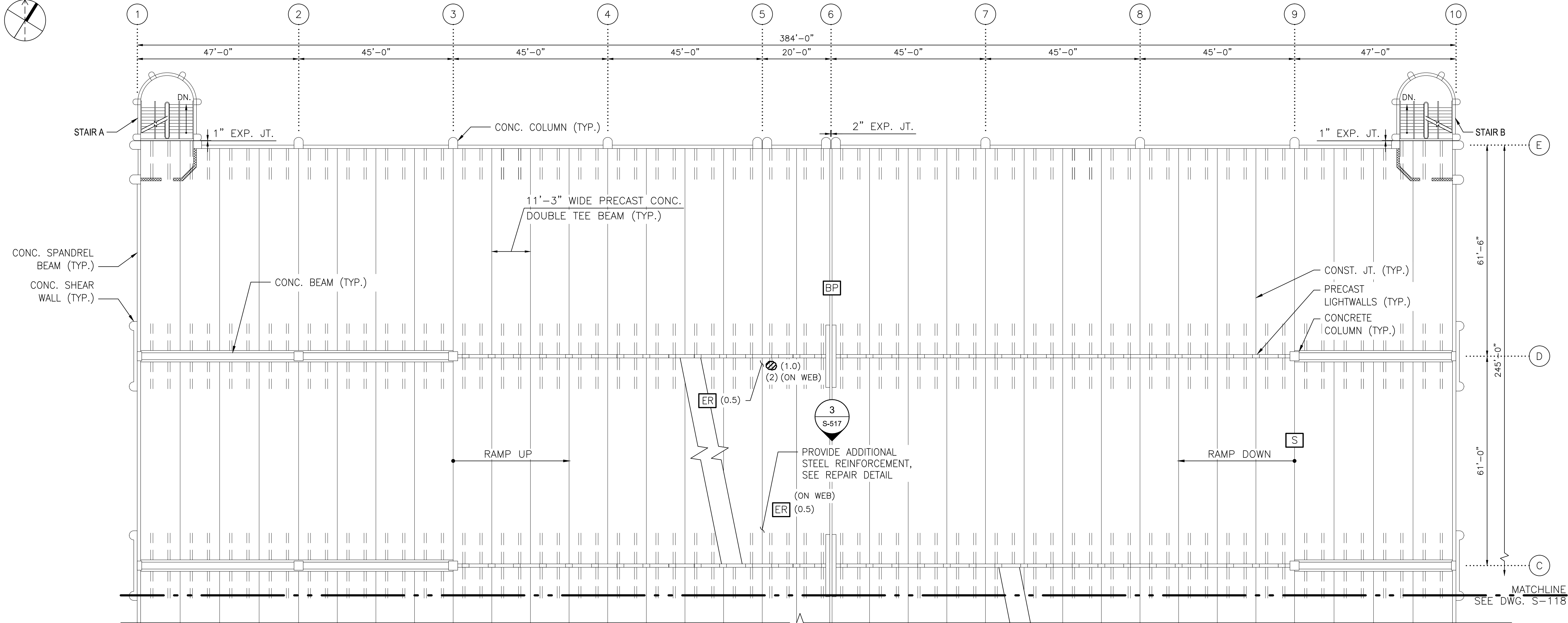
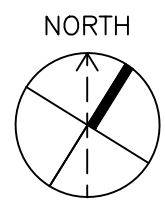
DATE

SUBMITTED
PROJECT MANAGER

DATE

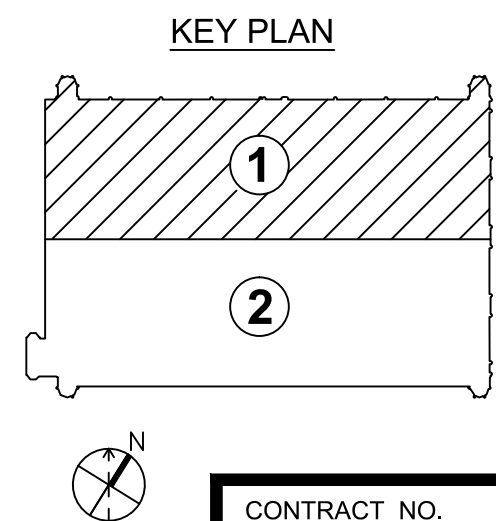
REHABILITATION OF WMATA PARKING FACILITIES STRUCTURAL-SHADY GROVE NORTH SECOND FLOOR FRAMING PART PLAN II		
SCALE AS SHOWN	DRAWING NO. A15P-S-116	SHEET NO. M1269-113

CONTRACT NO.
FQ15090



1 THIRD FLOOR FRAMING PART PLAN I
SCALE: 1/16"=1'-0"
2' 0' 8' 16' 32'


NOTE:
1. FOR ALL REPAIR DETAILS, SEE SHADY GROVE NORTH GARAGE CONSTRUCTION NOTES ON DWG. A15P-S-001.



DESIGNED	L.K.	12/26/14
		DATE
DRAWN	M.Z.	12/26/14
		DATE
CHECKED	A.I.A.	12/26/14
		DATE
APPROVED	J.D.P.	12/26/14
		DATE

REFERENCE DRAWINGS	
NUMBER	DESCRIPTION

REVISIONS		
DATE	BY	DESCRIPTION



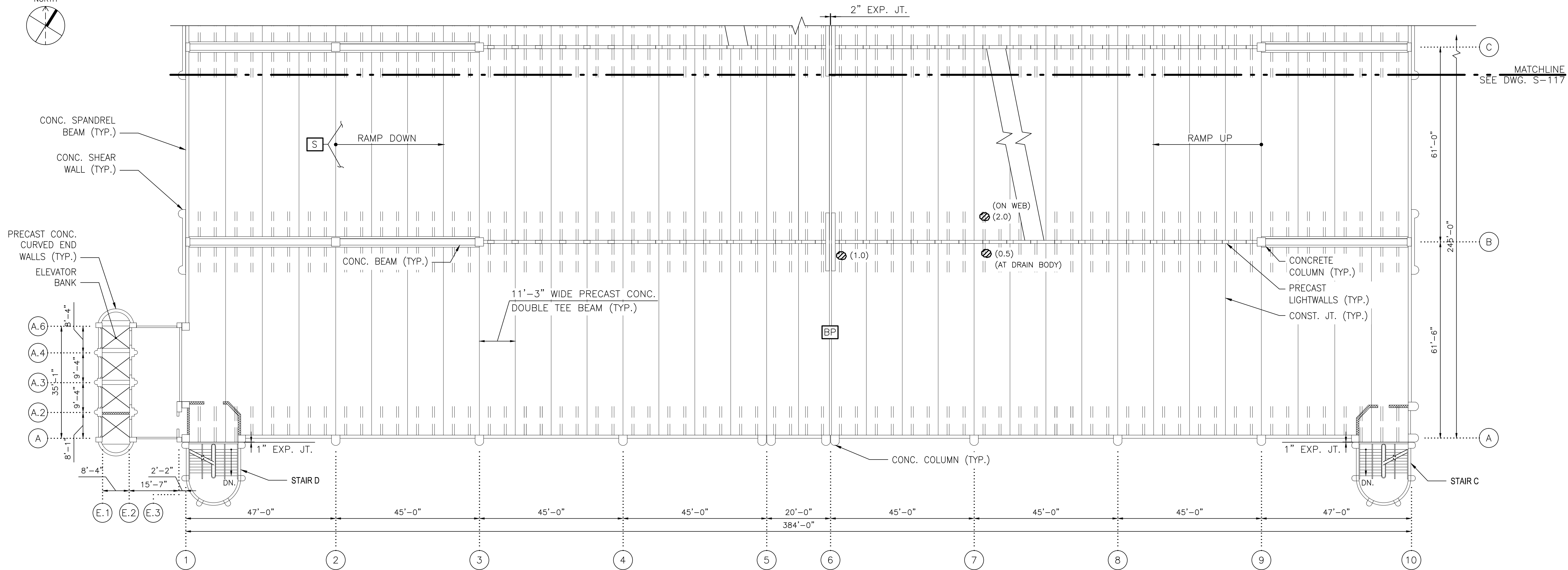
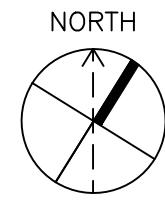
WASHINGTON METROPOLITAN AREA TRANSIT AUTHORITY
OFFICE OF CHIEF, INFRASTRUCTURE SERVICES DEPARTMENT
OF TRANSIT INFRASTRUCTURE AND ENGINEERING SERVICES

GFP A Gannett Fleming / Parsons
JOINT VENTURE

APPROVED _____ DATE _____
CHIEF ENGINEER

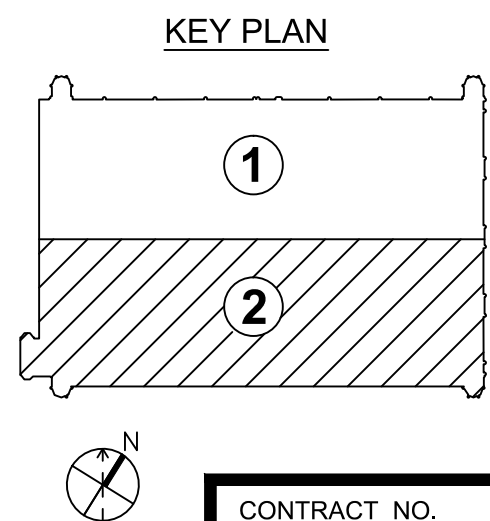
SUBMITTED _____ DATE _____
PROJECT MANAGER

REHABILITATION OF WMATA PARKING FACILITIES STRUCTURAL-SHADY GROVE NORTH		
THIRD FLOOR FRAMING PART PLAN I		
SCALE AS SHOWN	DRAWING NO. A15P-S-117	SHEET NO. M1269-114




1
S-118
THIRD FLOOR FRAMING PART PLAN II
SCALE: 1/16"=1'-0"
2' 0" 8' 16' 32'

NOTE:
1. FOR ALL REPAIR DETAILS, SEE SHADY GROVE NORTH GARAGE CONSTRUCTION NOTES ON DWG. A15P-S-001.



DESIGNED			REFERENCE DRAWINGS		REVISIONS		
L.K.	12/26/14	DATE	NUMBER	DESCRIPTION	DATE	BY	DESCRIPTION
M.Z.	12/26/14	DATE					
A.I.A.	12/26/14	DATE					
J.D.P.	12/26/14	DATE					



WASHINGTON METROPOLITAN AREA TRANSIT AUTHORITY
OFFICE OF CHIEF, INFRASTRUCTURE SERVICES DEPARTMENT
OF TRANSIT INFRASTRUCTURE AND ENGINEERING SERVICES

GFP A Gannett Fleming/Parsons
JOINT VENTURE

APPROVED
CHIEF ENGINEER

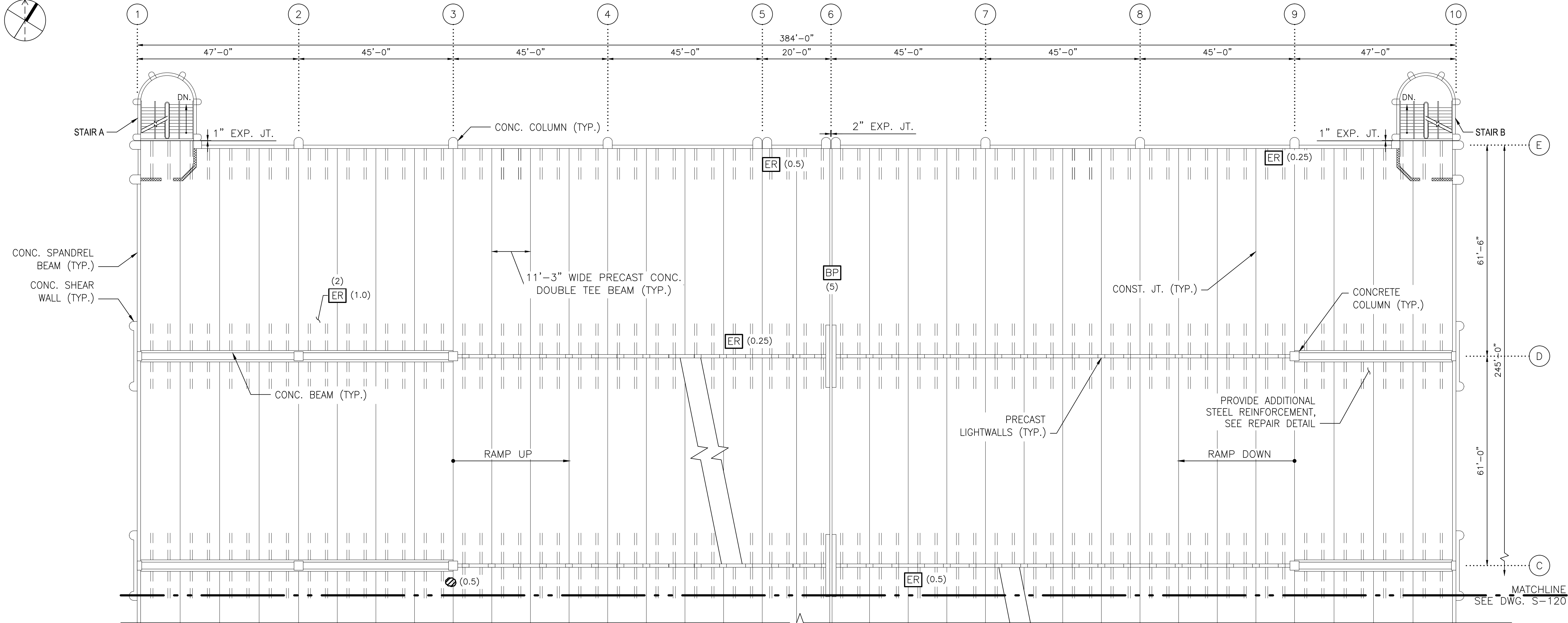
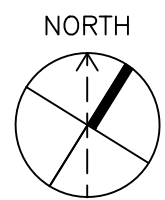
DATE

SUBMITTED
PROJECT MANAGER

DATE

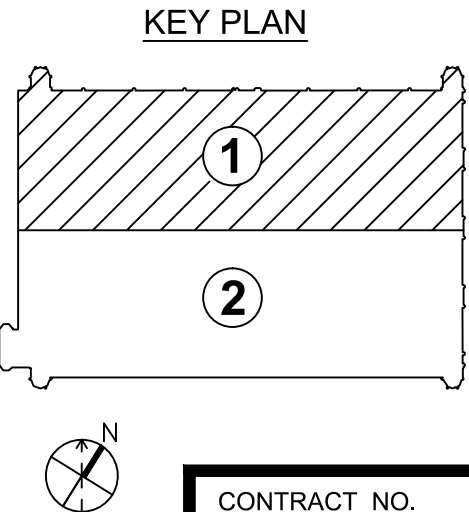
REHABILITATION OF WMATA PARKING FACILITIES STRUCTURAL-SHADY GROVE NORTH		
THIRD FLOOR FRAMING PART PLAN II		
SCALE AS SHOWN	DRAWING NO. A15P-S-118	SHEET NO. M1269-115

S:\0249 WMATA\A15P-S-001 Four Parking Garage\CAD\Drawings\02 STRUCTURAL\02 SHADY GROVE NORTH\A15P-S-118.dwg
SAVED 01/14/2015 11:55:41 AM by FERNANDEZ, CORY J.
PLOTTED 01/14/2015 3:30:25 PM



1
S-119
FOURTH FLOOR FRAMING PART PLAN I
SCALE: 1/16"=1'-0"
2' 0" 8' 16' 32'

NOTE:
1. FOR ALL REPAIR DETAILS, SEE SHADY GROVE NORTH GARAGE CONSTRUCTION NOTES ON DWG. A15P-S-001.



CONTRACT NO.
FQ15090

DESIGNED	L.K.	12/26/14
		DATE
DRAWN	M.Z.	12/26/14
		DATE
CHECKED	A.I.A.	12/26/14
		DATE
APPROVED	J.D.P.	12/26/14
		DATE

REFERENCE DRAWINGS	
NUMBER	DESCRIPTION

REVISIONS		
DATE	BY	DESCRIPTION



WASHINGTON METROPOLITAN AREA TRANSIT AUTHORITY

OFFICE OF CHIEF, INFRASTRUCTURE SERVICES DEPARTMENT
OF TRANSIT INFRASTRUCTURE AND ENGINEERING SERVICES

GFP A Gannett Fleming / Parsons
JOINT VENTURE

APPROVED
CHIEF ENGINEER

DATE

SUBMITTED
PROJECT MANAGER

DATE

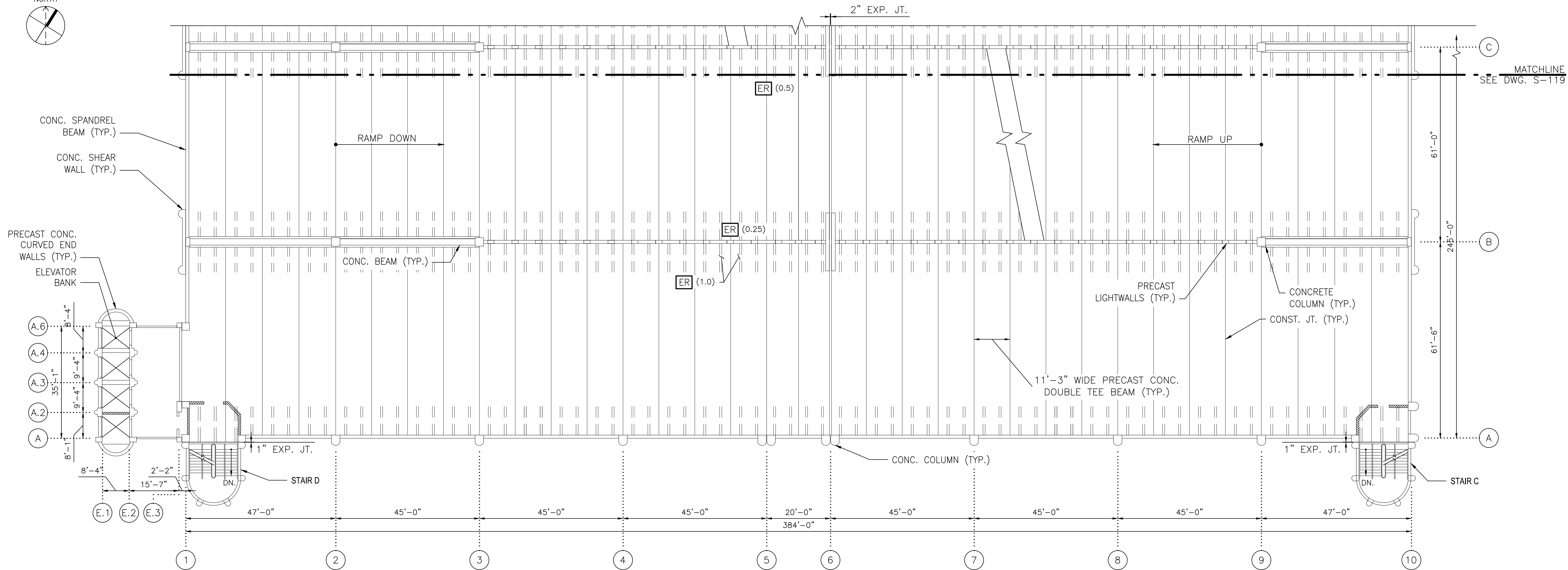
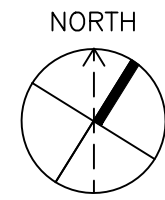
REHABILITATION OF WMATA PARKING FACILITIES
STRUCTURAL—SHADY GROVE NORTH

FOURTH FLOOR FRAMING PART PLAN I

SCALE
AS SHOWN

DRAWING NO.
A15P-S-119

SHEET NO.
M1269-116



1
S-120

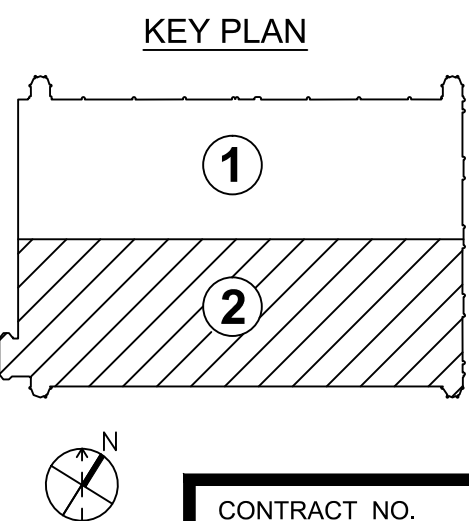
FOURTH FLOOR FRAMING PART PLAN II

SCALE: 1/16"=1'-0"

2' 0" 8' 16' 32'

NOTE:


1. FOR ALL REPAIR DETAILS, SEE SHADY GROVE NORTH GARAGE CONSTRUCTION NOTES ON DWG. A15P-S-001.



DESIGNED L.K. 12/26/14
DATE
DRAWN M.Z. 12/26/14
DATE
CHECKED A.I.A. 12/26/14
DATE
APPROVED J.D.P. 12/26/14
DATE

REFERENCE DRAWINGS	
NUMBER	DESCRIPTION

REVISIONS		
DATE	BY	DESCRIPTION



WASHINGTON METROPOLITAN AREA TRANSIT AUTHORITY

OFFICE OF CHIEF, INFRASTRUCTURE SERVICES DEPARTMENT
OF TRANSIT INFRASTRUCTURE AND ENGINEERING SERVICES

GFP A Gannett Fleming / Parsons
JOINT VENTURE

APPROVED
CHIEF ENGINEER

SUBMITTED
PROJECT MANAGER

**REHABILITATION OF WMATA PARKING FACILITIES
STRUCTURAL-SHADY GROVE NORTH**

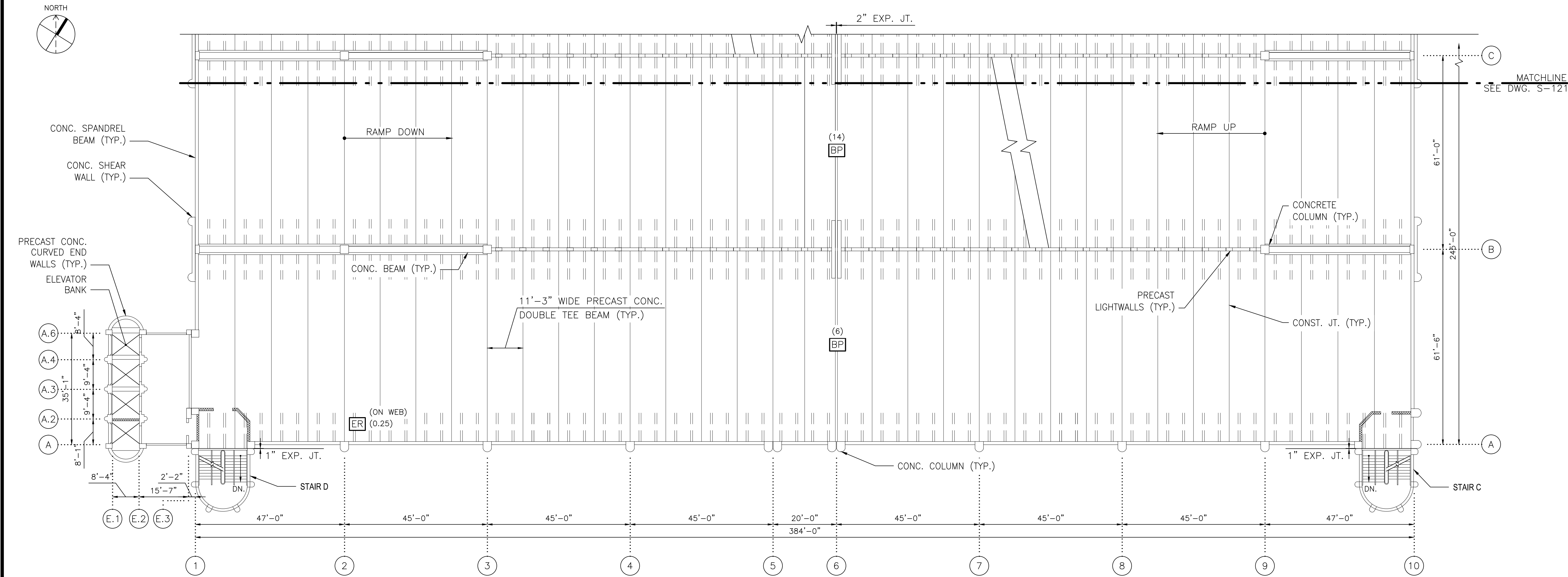
FOURTH FLOOR FRAMING PART PLAN II

SCALE
AS SHOWN

DRAWING NO.
A15P-S-120

SHEET NO.
M1269-117

S:\0249\WMATA\A15P\001_15_Parking Garage\CADD\Sheets\02_STRUCT\A15P-S-122.dwg
SAVED: 12/26/14 4:23:59 PM by FERNANDEZ, CORY J.
PLOTTED: 5/14/2015 3:31:05 PM



1
S-122

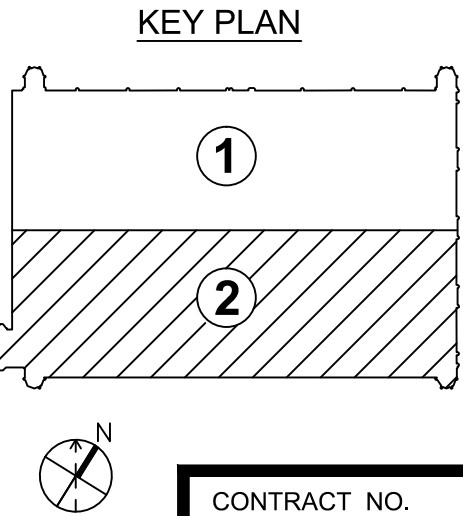
FIFTH FLOOR FRAMING PART PLAN II

SCALE: 1/16"=1'-0"

2' 0" 8' 16' 32'

NOTE:

1. FOR ALL REPAIR DETAILS, SEE SHADY GROVE NORTH GARAGE CONSTRUCTION NOTES ON DWG. A15P-S-001.



DESIGNED	L.K.	12/26/14
		DATE
DRAWN	M.Z.	12/26/14
		DATE
CHECKED	A.I.A.	12/26/14
		DATE
APPROVED	J.D.P.	12/26/14
		DATE

REFERENCE DRAWINGS	
NUMBER	DESCRIPTION

REVISIONS		
DATE	BY	DESCRIPTION



WASHINGTON METROPOLITAN AREA TRANSIT AUTHORITY

OFFICE OF CHIEF, INFRASTRUCTURE SERVICES DEPARTMENT
OF TRANSIT INFRASTRUCTURE AND ENGINEERING SERVICES

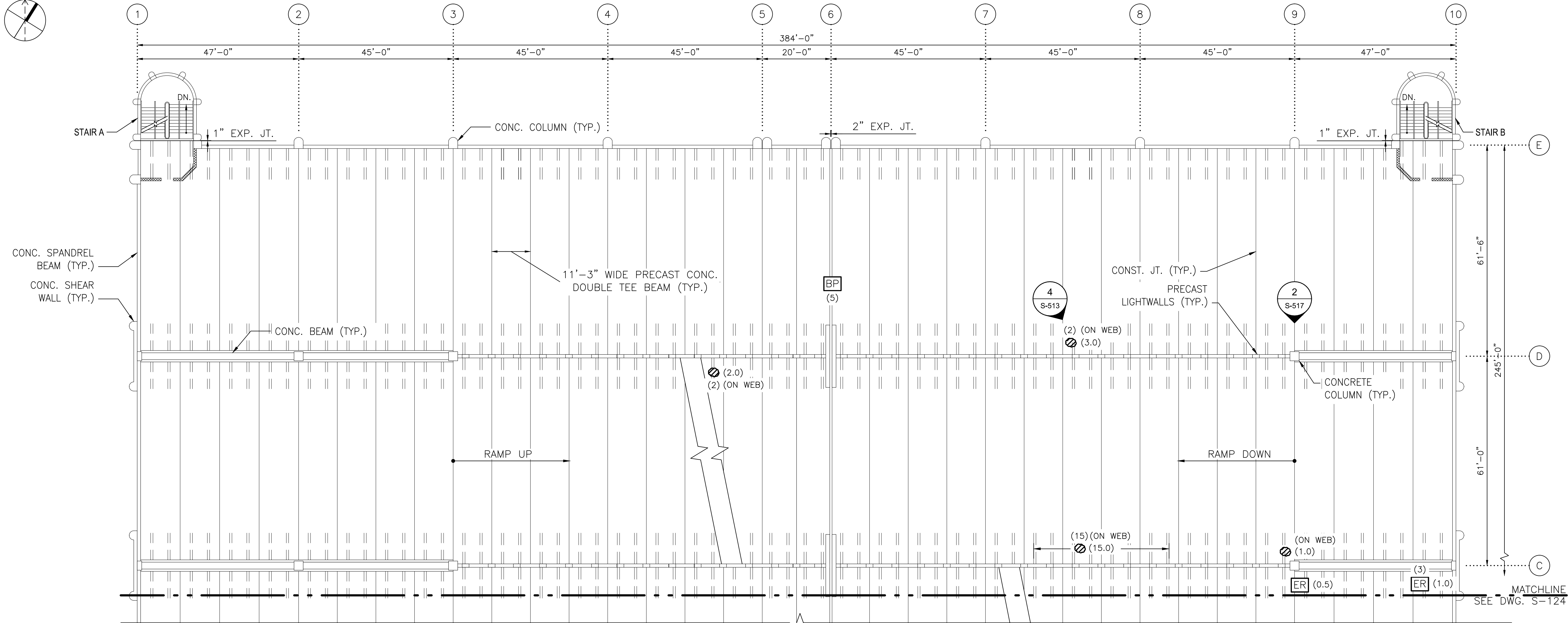
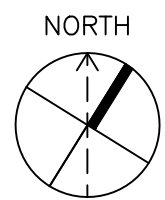
GFP A Gannett Fleming / Parsons
JOINT VENTURE

APPROVED	DATE
CHIEF ENGINEER	

SUBMITTED	DATE
PROJECT MANAGER	

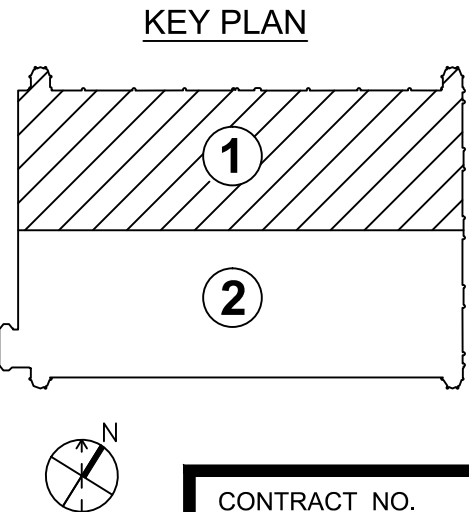
REHABILITATION OF WMATA PARKING FACILITIES STRUCTURAL—SHADY GROVE NORTH		
FIFTH FLOOR FRAMING PART PLAN II		
SCALE AS SHOWN	DRAWING NO. A15P-S-122	SHEET NO. M1269-119

CONTRACT NO.
FQ15090



SIXTH FLOOR FRAMING PART PLAN I
SCALE: 1/16"=1'-0"
2' 0" 8' 16' 32'

NOTE:
1. FOR ALL REPAIR DETAILS, SEE SHADY GROVE NORTH GARAGE CONSTRUCTION NOTES ON DWG. A15P-S-001.



DESIGNED	L.K.	12/26/14
		DATE
DRAWN	M.Z.	12/26/14
		DATE
CHECKED	A.I.A.	12/26/14
		DATE
APPROVED	J.D.P.	12/26/14
		DATE

REFERENCE DRAWINGS	
NUMBER	DESCRIPTION

REVISIONS		
DATE	BY	DESCRIPTION



WASHINGTON METROPOLITAN AREA TRANSIT AUTHORITY
OFFICE OF CHIEF, INFRASTRUCTURE SERVICES DEPARTMENT
OF TRANSIT INFRASTRUCTURE AND ENGINEERING SERVICES

GFP A Gannett Fleming / Parsons
JOINT VENTURE

APPROVED
CHIEF ENGINEER

SUBMITTED
PROJECT MANAGER

DATE

DATE

REHABILITATION OF WMATA PARKING FACILITIES
STRUCTURAL-SHADY GROVE NORTH
SIXTH FLOOR FRAMING PART PLAN I

SCALE
AS SHOWN

DRAWING NO.
A15P-S-123

SHEET NO.
M1269-120

CONTRACT NO.
FQ15090

S:\2014\WMATA\A15P\001_15_Parking_Garage\CADD\Sheets\02_STRUCTURAL\02_SHADY GROVE NORTH\A15P-S-123.dwg
SAVED: 12/26/14 4:43:37 PM BY: FERNANDEZ, JORJ
PLOTED: 5/14/2015 3:31:15 PM



KEY PLAN

1

2

N

CONTRACT NO.

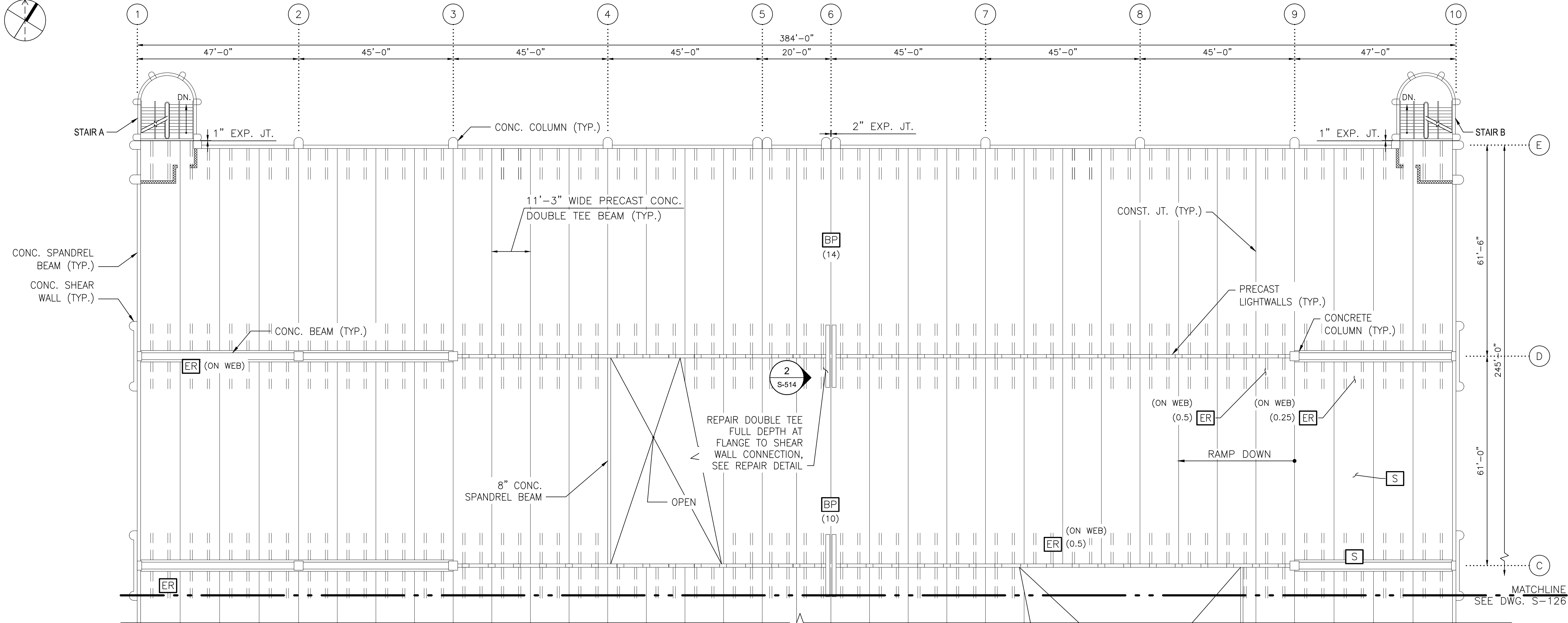
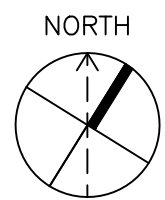
PROFESSIONAL CERTIFICATION I HEREBY CERTIFY THAT THESE DOCUMENTS WERE PREPARED OR APPROVED BY ME, AND THAT I AM A FULLY LICENSED PROFESSIONAL ENGINEER UNDER THE LAWS OF THE STATE OF MARYLAND AND LICENSE NO. 43732
EXPIRATION DATE 07-2025



43732 07-2025

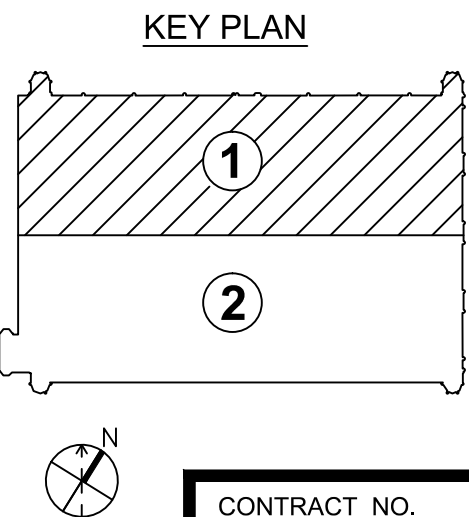
SUBMITTED	
PROJECT MANAGER	DATE

SHEET NO.
M1269-121




SEVENTH FLOOR FRAMING PART PLAN I
SCALE: 1/16"=1'-0"
2' 0" 8' 16' 32'

NOTE:
1. FOR ALL REPAIR DETAILS, SEE SHADY GROVE NORTH GARAGE CONSTRUCTION NOTES ON DWG. A15P-S-001.



DESIGNED			REFERENCE DRAWINGS		REVISIONS		
L.K.	12/26/14	DATE	NUMBER	DESCRIPTION	DATE	BY	DESCRIPTION
M.Z.	12/26/14	DATE					
A.I.A.	12/26/14	DATE					
J.D.P.	12/26/14	DATE					



WASHINGTON METROPOLITAN AREA TRANSIT AUTHORITY
OFFICE OF CHIEF, INFRASTRUCTURE SERVICES DEPARTMENT
OF TRANSIT INFRASTRUCTURE AND ENGINEERING SERVICES

GFP A Gannett Fleming / Parsons
JOINT VENTURE

APPROVED
CHIEF ENGINEER

DATE

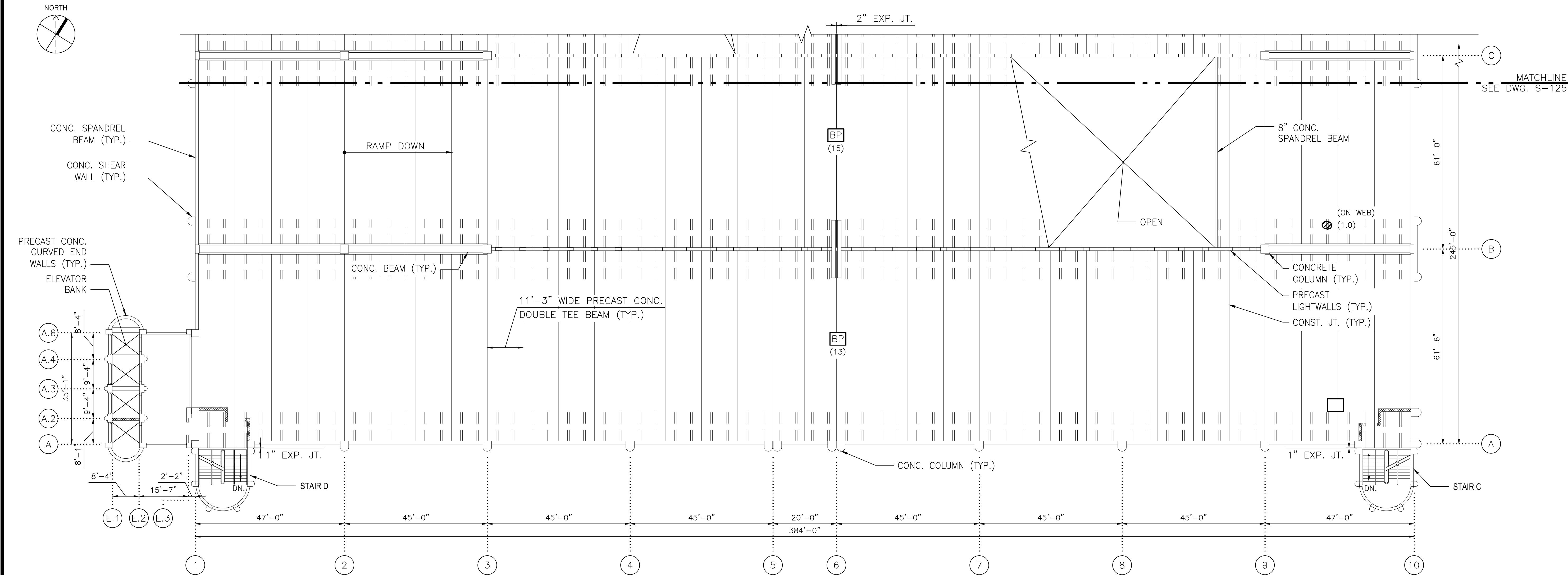
SUBMITTED
PROJECT MANAGER

DATE

REHABILITATION OF WMATA PARKING FACILITIES STRUCTURAL-SHADY GROVE NORTH		
SEVENTH FLOOR FRAMING PART PLAN I		
SCALE AS SHOWN	DRAWING NO. A15P-S-125	SHEET NO. M1269-122

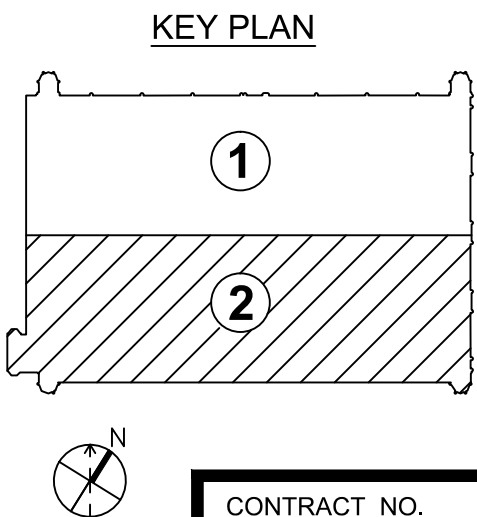
S:\2014\WMATA\A15P-S-125.dwg
SAVED 12/26/14 4:28:51 PM BY FERNANDEZ, CORI J.
PLOTTED 5/14/2015 3:31:35 PM

S:\0249\WMATA\A15P\001_Four Parking Garage\CADD\Sheets\02_STRUCT\A15P-S-126.dwg
SAVED: 12/26/14 4:11 PM by: FERNANDEZ, CORY J.
PLOTTED: 5/14/2015 3:31:45 PM



1 SEVENTH FLOOR FRAMING PART PLAN II
S-126 SCALE: 1/16"=1'-0"
2' 0" 8' 16' 32'


NOTE:
1. FOR ALL REPAIR DETAILS, SEE SHADY GROVE NORTH GARAGE CONSTRUCTION NOTES ON DWG. A15P-S-001.



DESIGNED	L.K.	12/26/14
		DATE
DRAWN	M.Z.	12/26/14
		DATE
CHECKED	A.I.A.	12/26/14
		DATE
APPROVED	J.D.P.	12/26/14
		DATE

REFERENCE DRAWINGS	
NUMBER	DESCRIPTION

REVISIONS		
DATE	BY	DESCRIPTION



WASHINGTON METROPOLITAN AREA TRANSIT AUTHORITY

OFFICE OF CHIEF, INFRASTRUCTURE SERVICES DEPARTMENT
OF TRANSIT INFRASTRUCTURE AND ENGINEERING SERVICES

GFP A Gannett Fleming / Parsons
JOINT VENTURE

APPROVED
CHIEF ENGINEER

DATE

SUBMITTED
PROJECT MANAGER

DATE

REHABILITATION OF WMATA PARKING FACILITIES STRUCTURAL-SHADY GROVE NORTH		
SEVENTH FLOOR FRAMING PART PLAN II		
SCALE AS SHOWN	DRAWING NO. A15P-S-126	SHEET NO. M1269-123

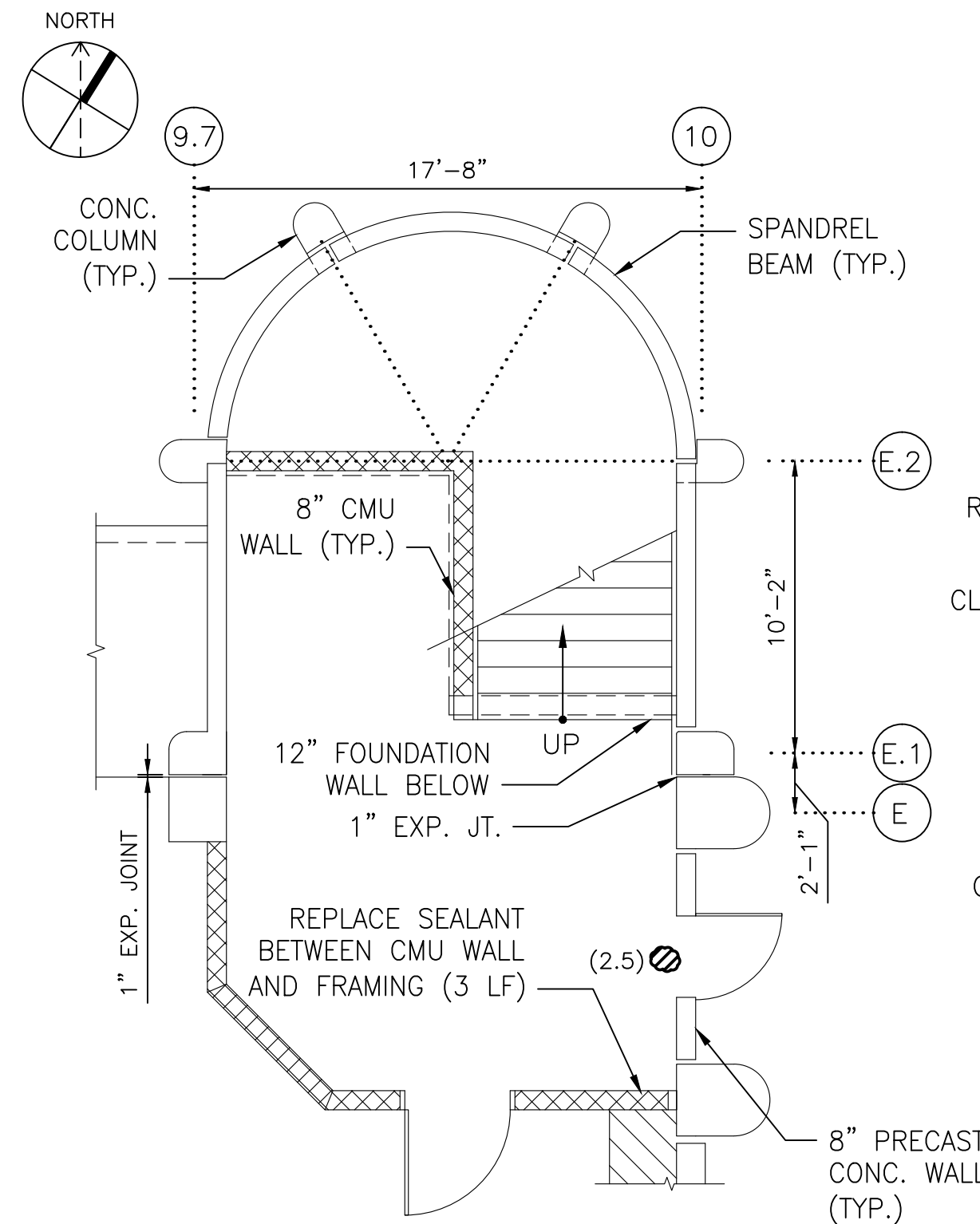


SCALE: 3/16" = 1'-0"

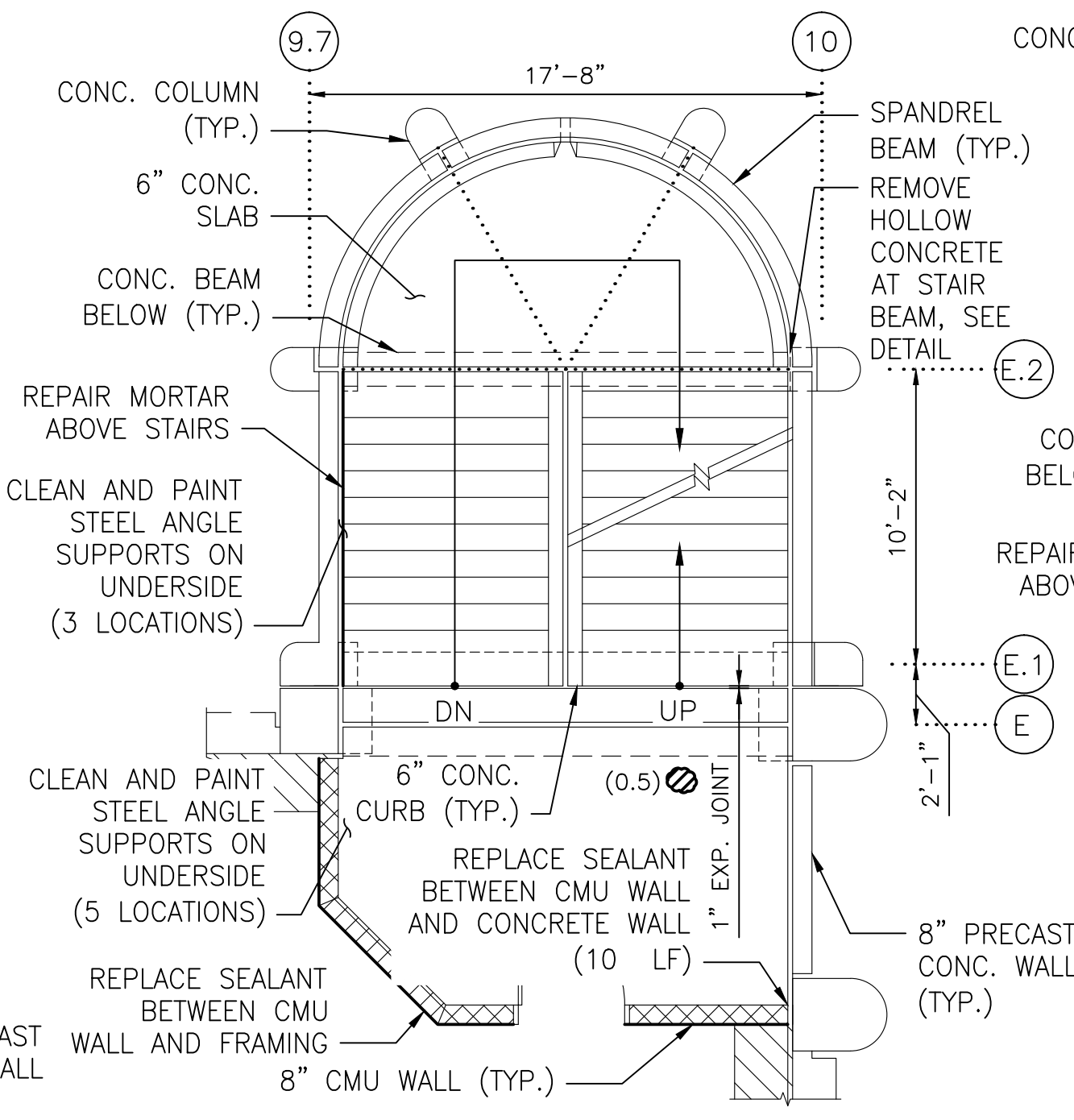
1' 0" 3' 6' 12'

A horizontal scale bar with alternating black and white segments. The segments are labeled 1' 0", 3', 6', and 12' from left to right. The 1' 0" segment is the smallest, followed by 3', then 6', and finally 12' which is the largest. The segments are separated by thin white lines.

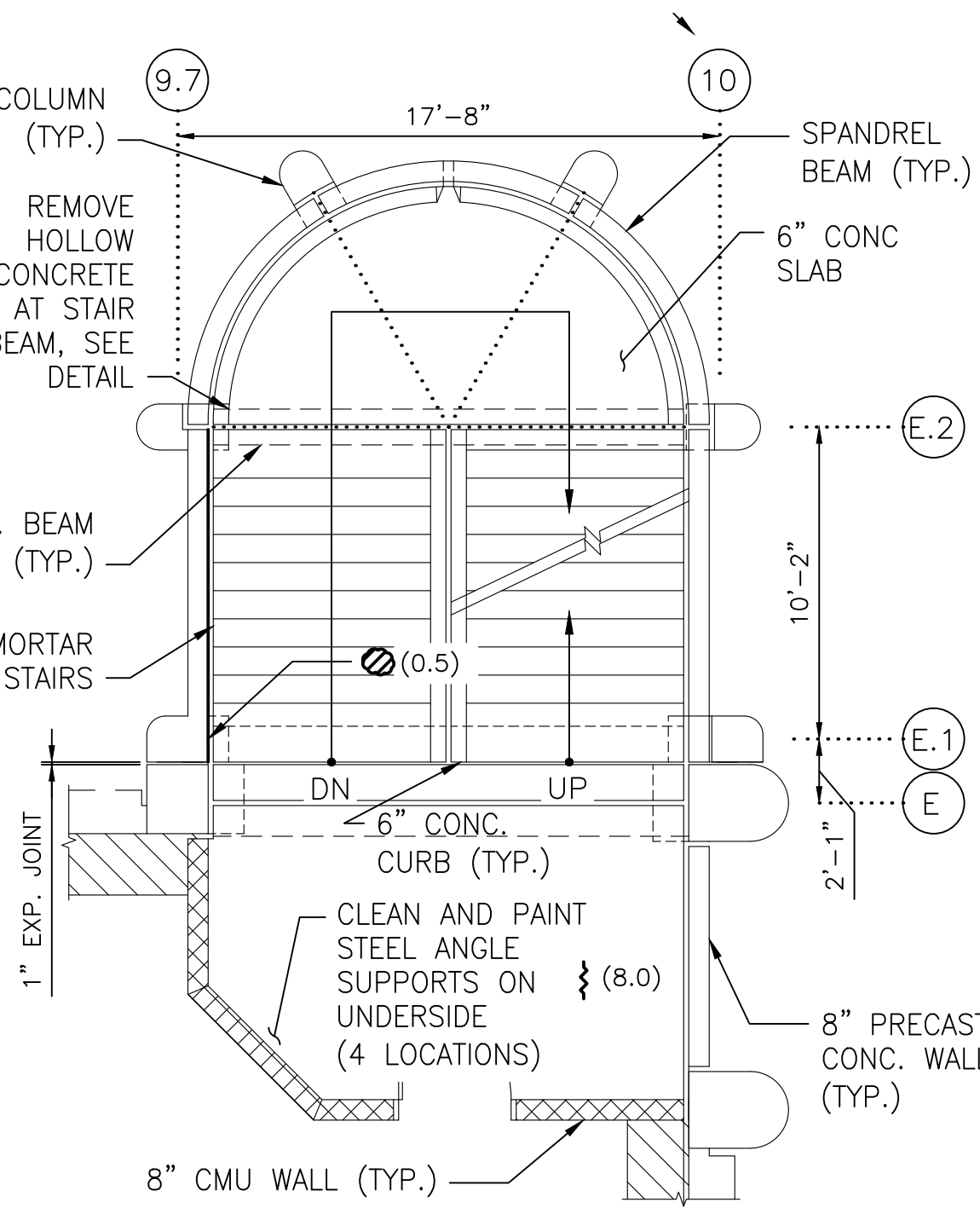
SHEET NO.
M1269-124



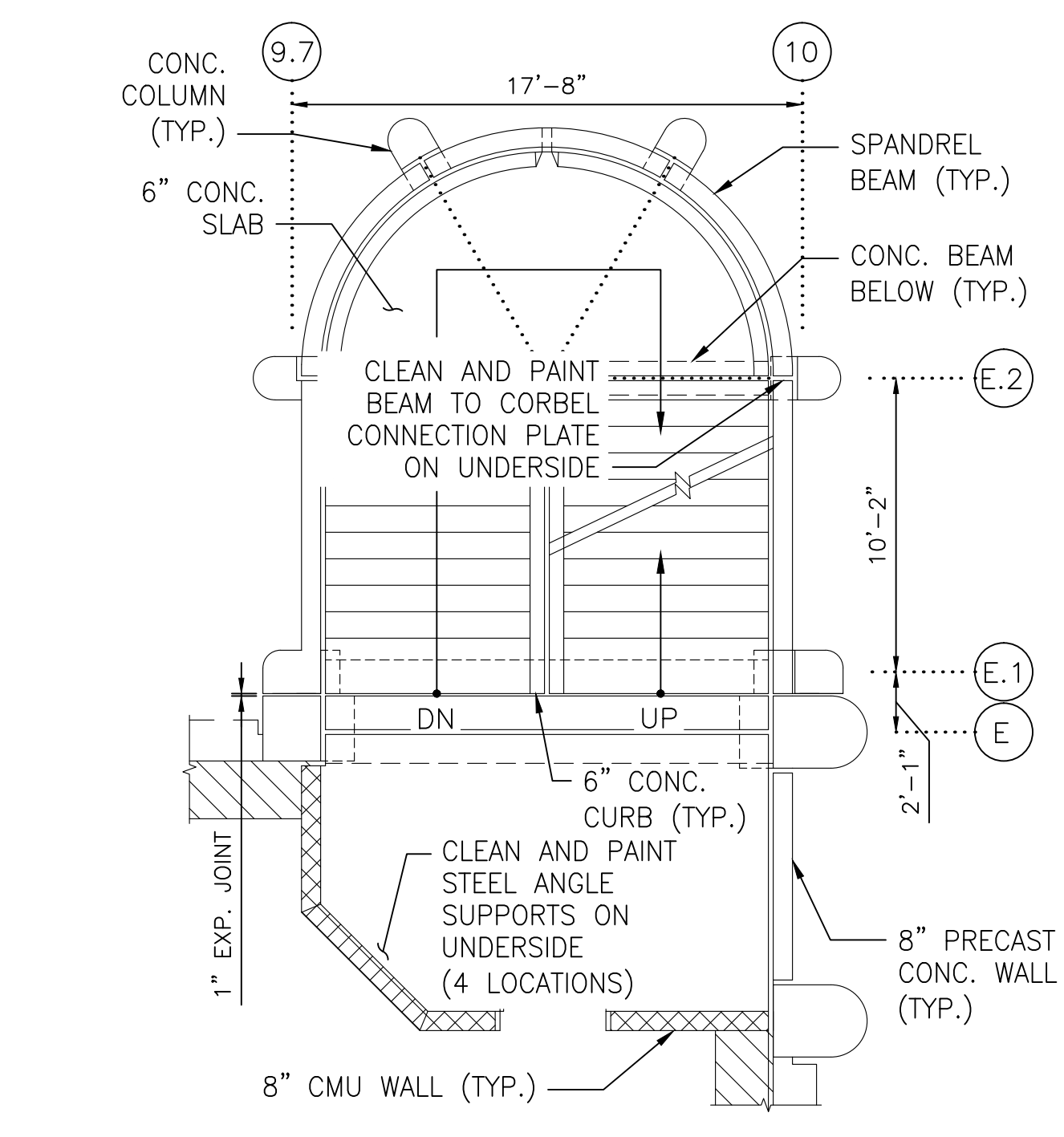
1 STAIR B - GROUND FLOOR PLAN
SCALE: 3/16"=1'-0"



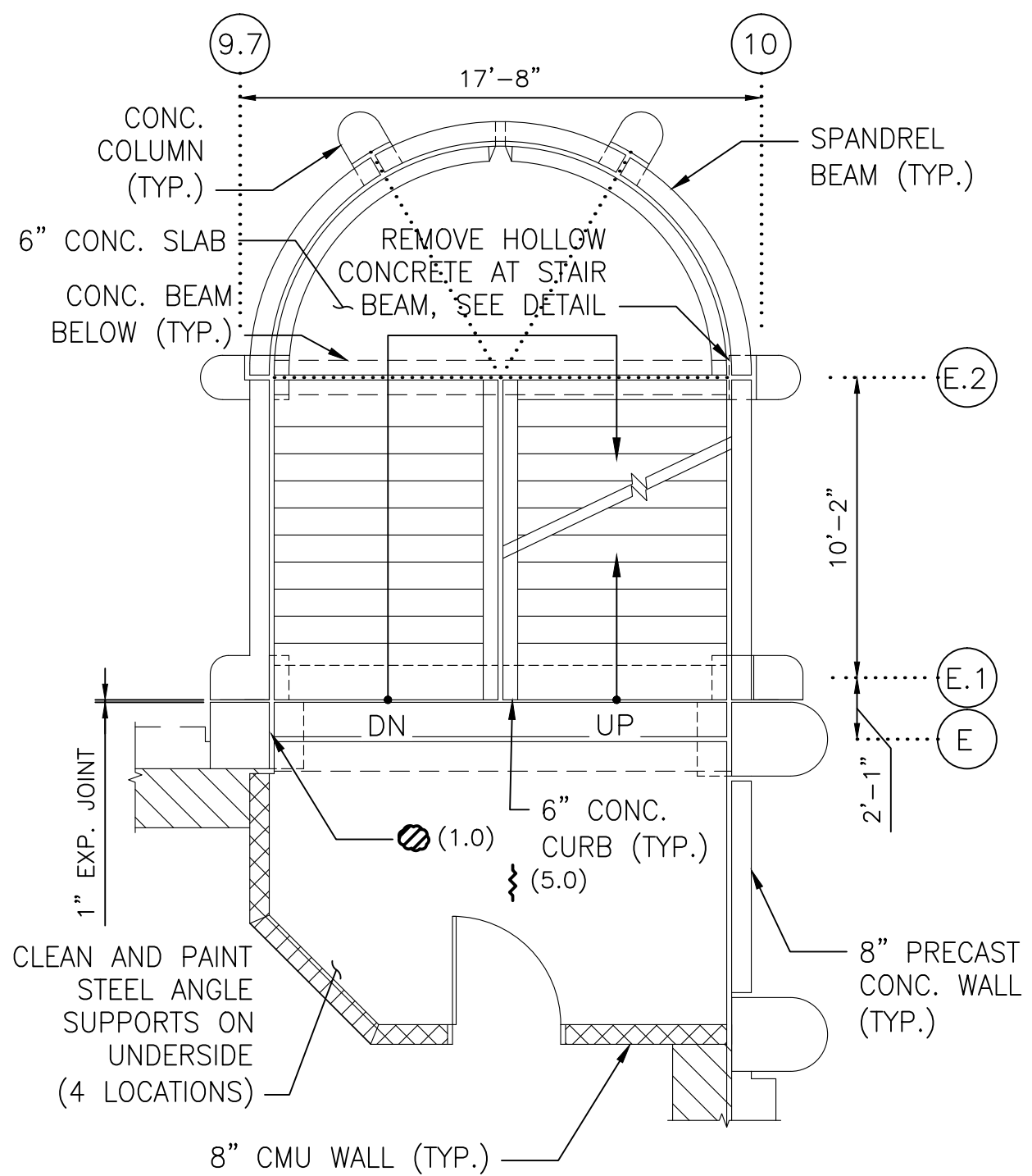
2 STAIR B - SECOND FLOOR PLAN
SCALE: 3/16"=1'-0"



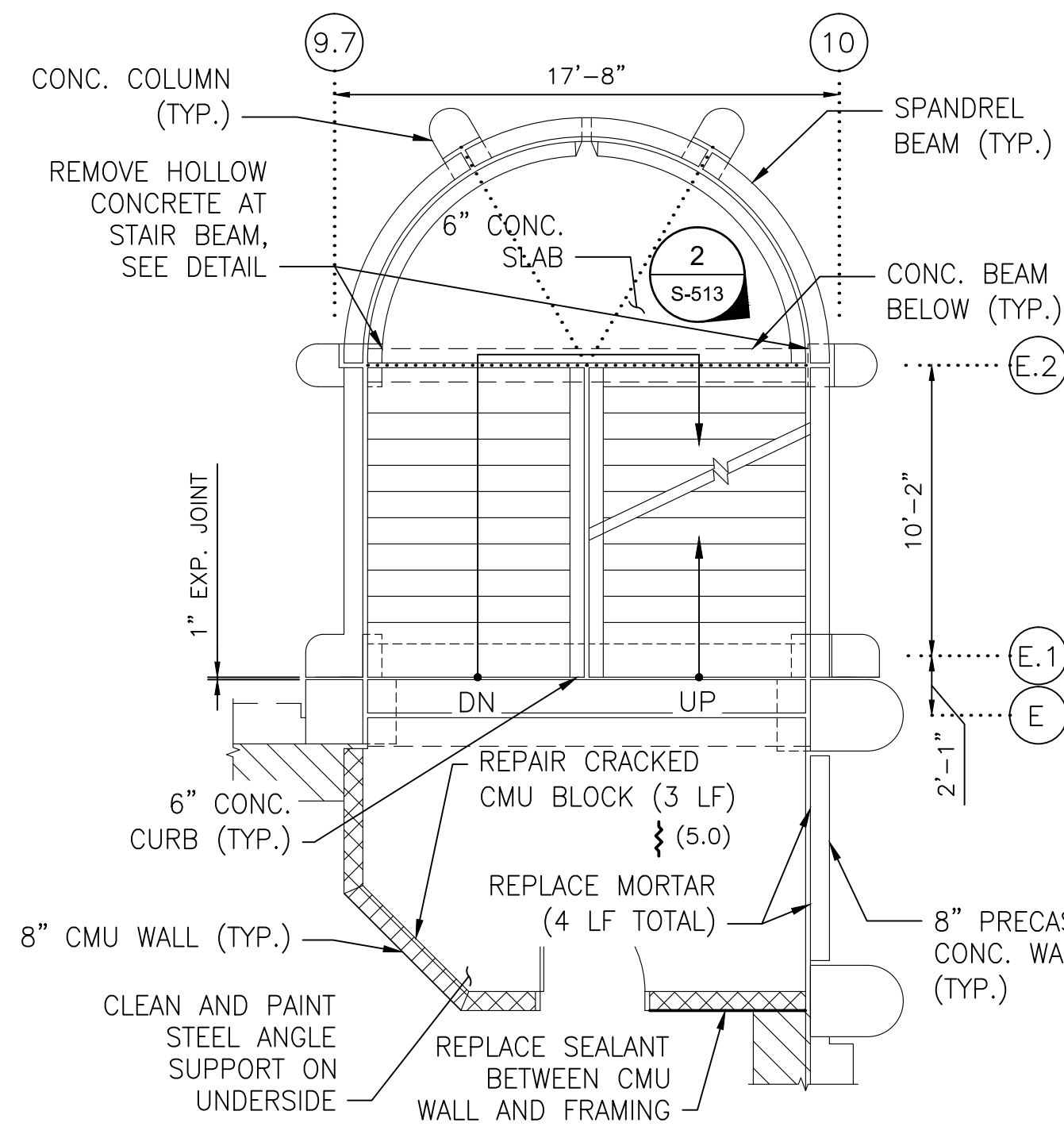
3 STAIR B - THIRD FLOOR PLAN
SCALE: 3/16"=1'-0"



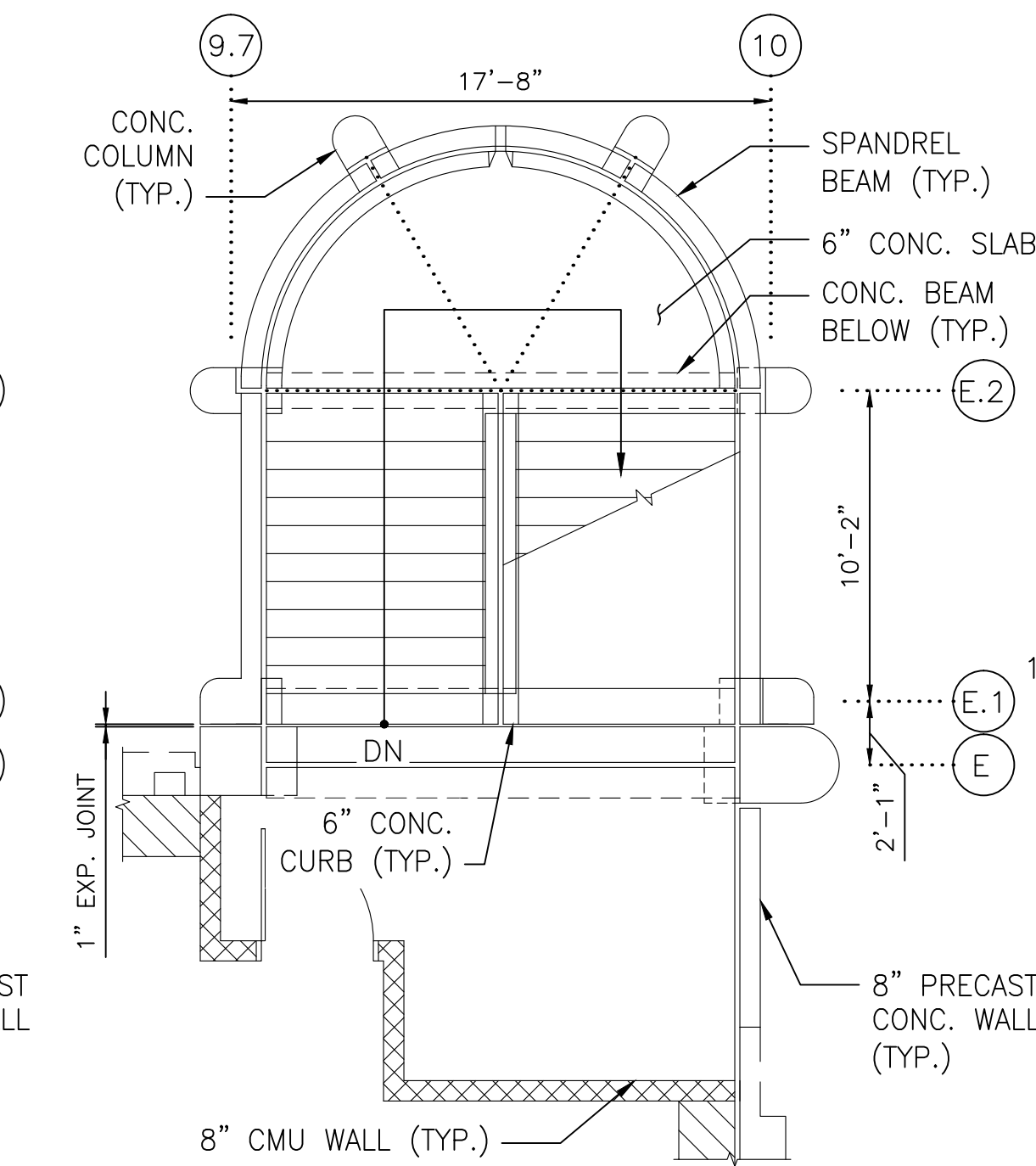
4 STAIR B - FOURTH FLOOR PLAN
SCALE: 3/16"=1'-0"



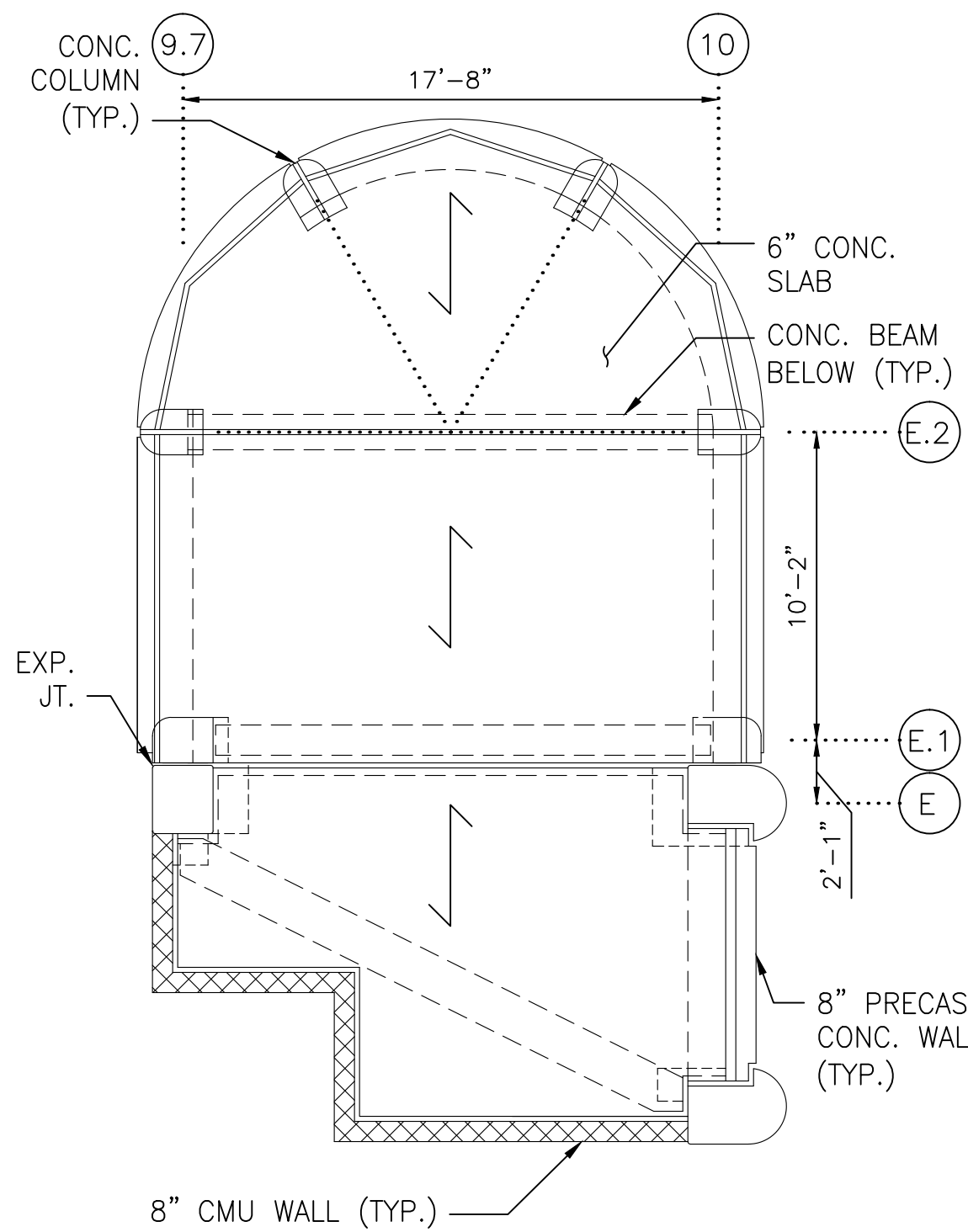
5 STAIR B - FIFTH FLOOR PLAN
SCALE: 3/16"=1'-0"



6 STAIR B - SIXTH FLOOR PLAN
SCALE: 3/16"=1'-0"

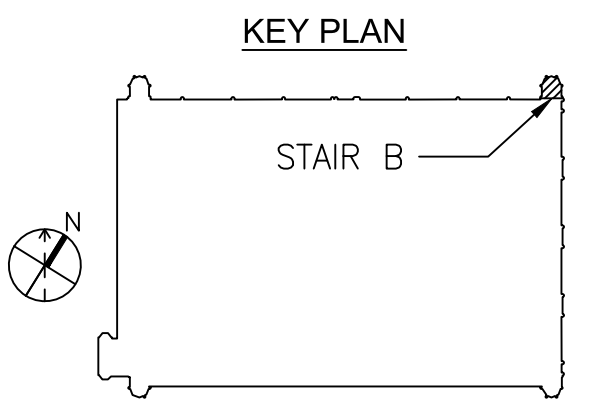


7 STAIR B - SEVENTH FLOOR PLAN
SCALE: 3/16"=1'-0"



8 STAIR B - ROOF FLOOR PLAN
SCALE: 3/16"=1'-0"

NOTE:
1. FOR ALL REPAIR DETAILS, SEE SHADY GROVE NORTH GARAGE CONSTRUCTION NOTES ON DWG. A15P-S-001.




SCALE: 3/16" = 1'-0"
1' 0" 3' 6' 12'

CONTRACT NO.
FQ15090

DESIGNED L.K. 12/26/14
DATE
DRAWN M.Z. 12/26/14
DATE
CHECKED A.I.A. 12/26/14
DATE
APPROVED J.D.P. 12/26/14
DATE

REFERENCE DRAWINGS	
NUMBER	DESCRIPTION

REVISIONS		
DATE	BY	DESCRIPTION



WASHINGTON METROPOLITAN AREA TRANSIT AUTHORITY

OFFICE OF CHIEF, INFRASTRUCTURE SERVICES DEPARTMENT
OF TRANSIT INFRASTRUCTURE AND ENGINEERING SERVICES

GFP A Gannett Fleming/Parsons
JOINT VENTURE

APPROVED
CHIEF ENGINEER DATE

SUBMITTED
PROJECT MANAGER DATE

REHABILITATION OF WMATA PARKING FACILITIES
STRUCTURAL-SHADY GROVE NORTH

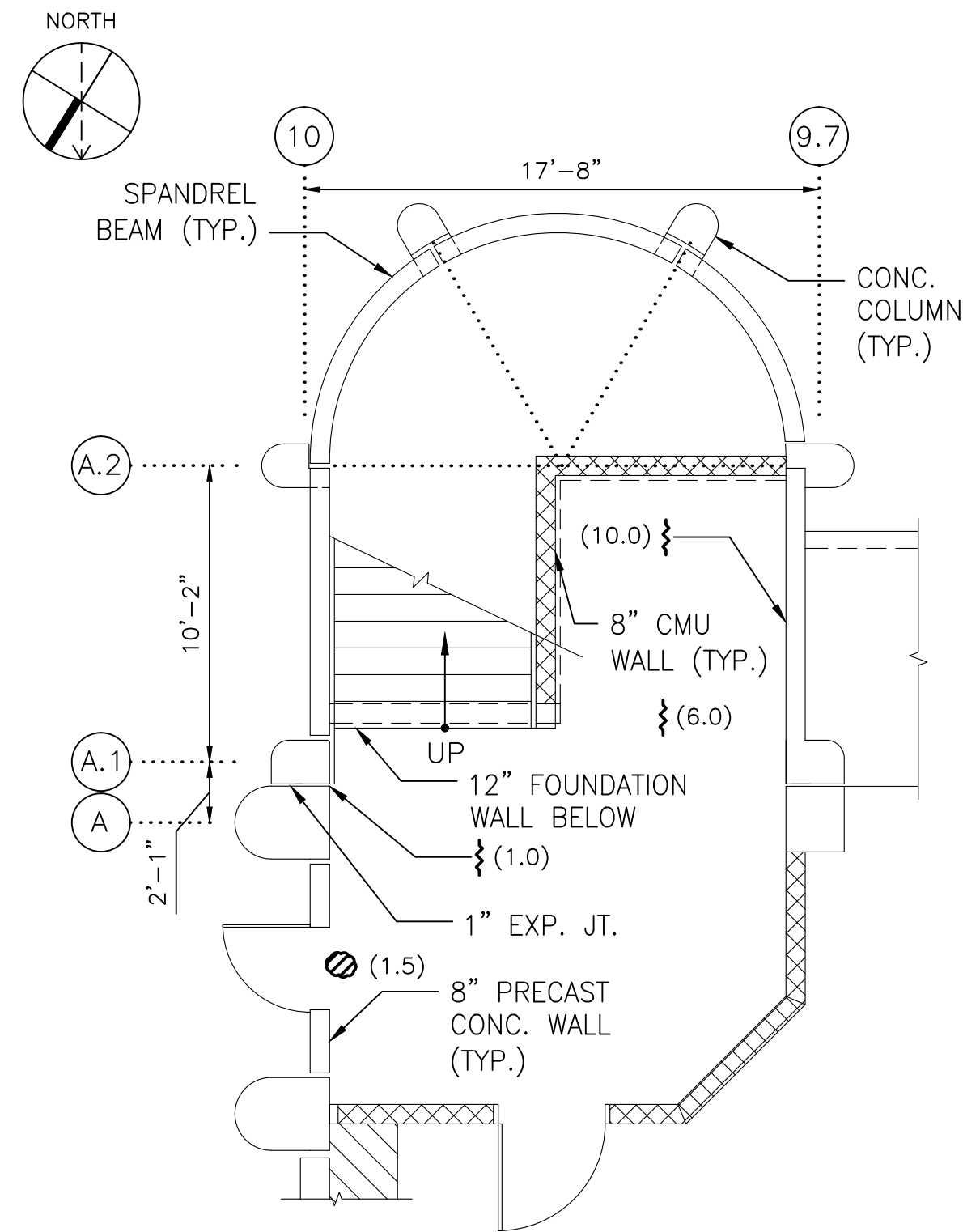
STAIR B PLANS

SCALE
AS SHOWN

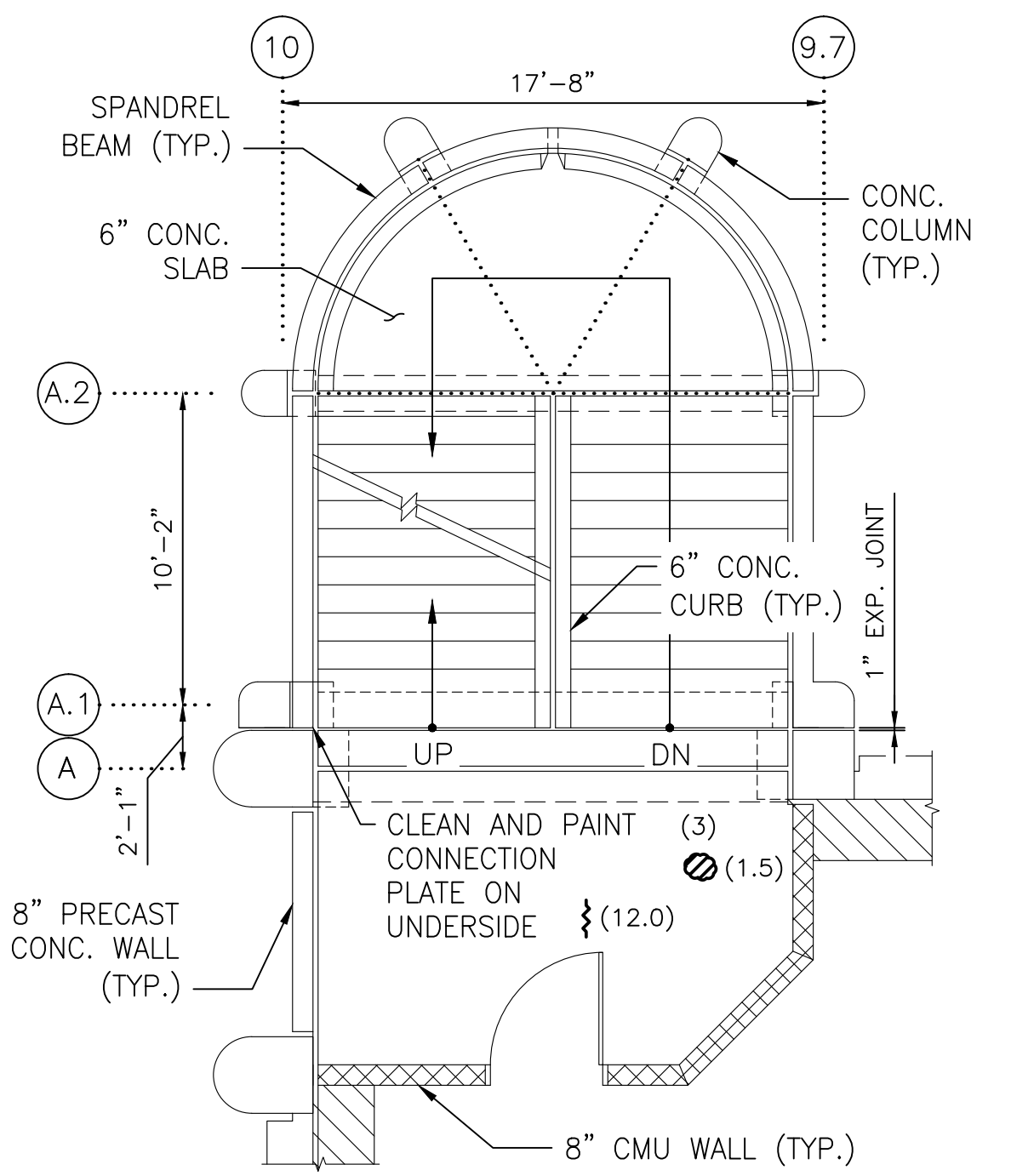
DRAWING NO.
A15P-S-128

SHEET NO.
M1269-125

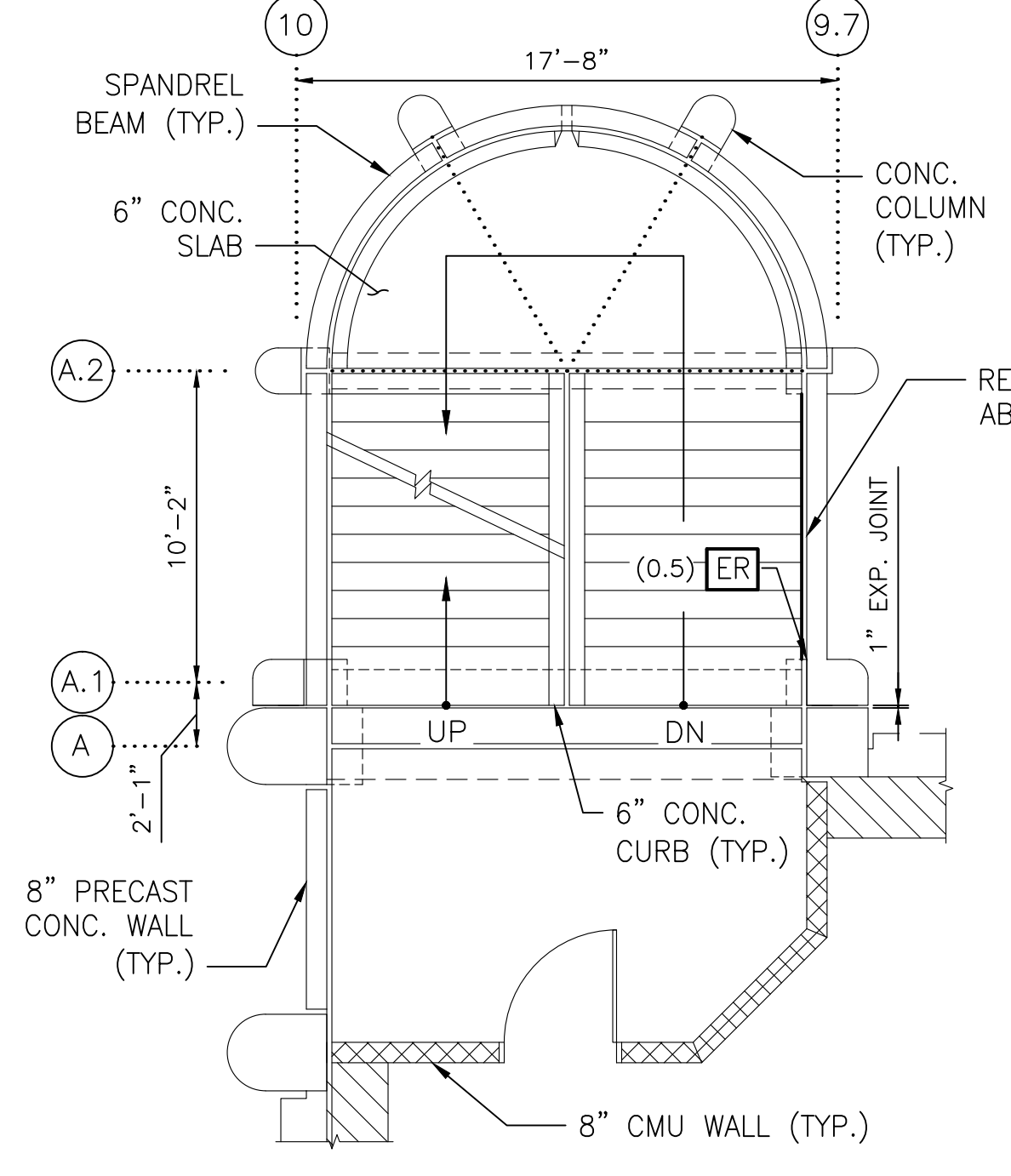
S:\G159\WMATA\A15P-S-128.dwg
SAVED: 12/26/14 4:03:51 PM
PLOT: 12/26/14 4:03:51 PM
PLOTED: 12/26/14 4:03:51 PM



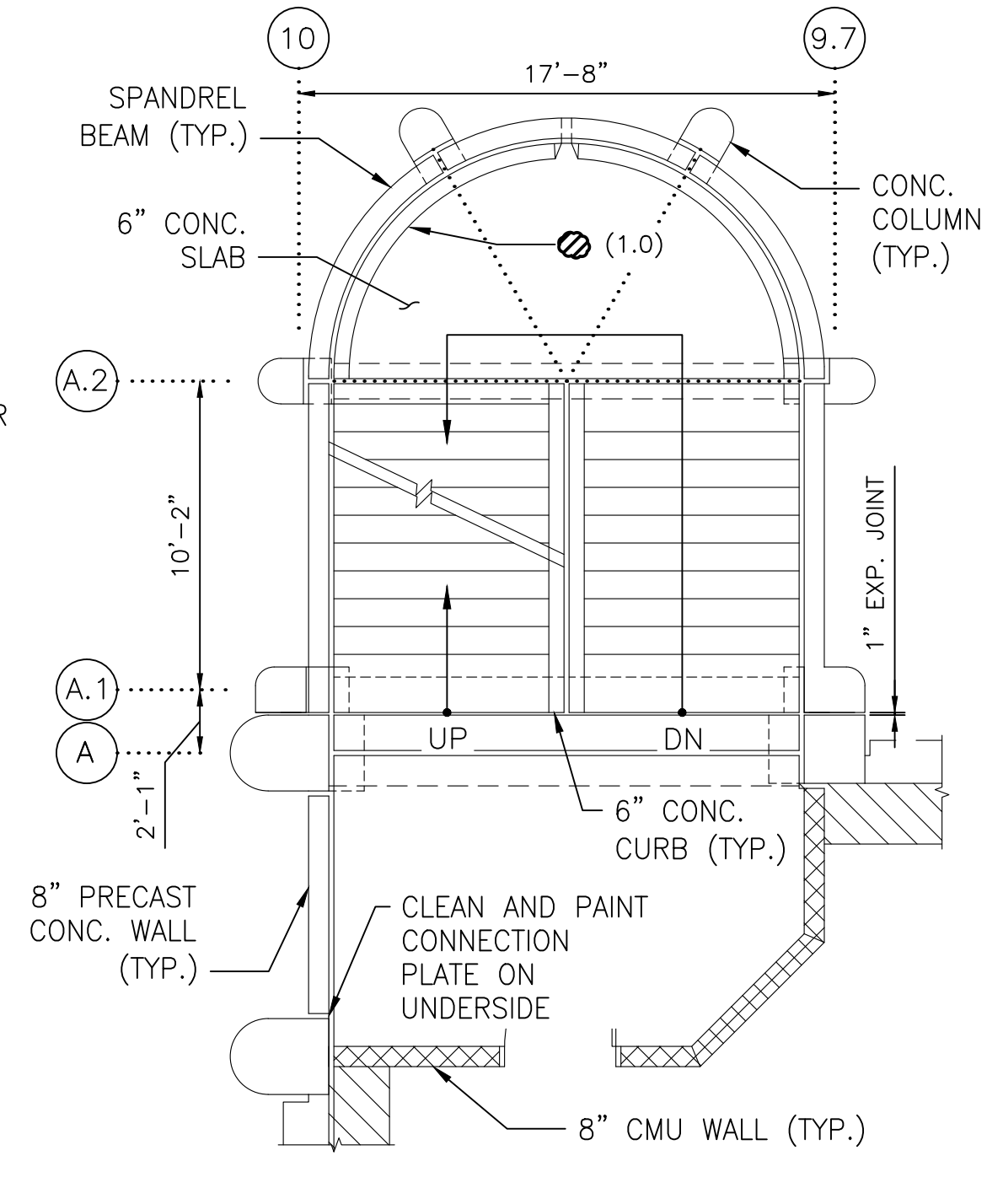
1 STAIR C - GROUND FLOOR PLAN
SCALE: 3/16"=1'-0"



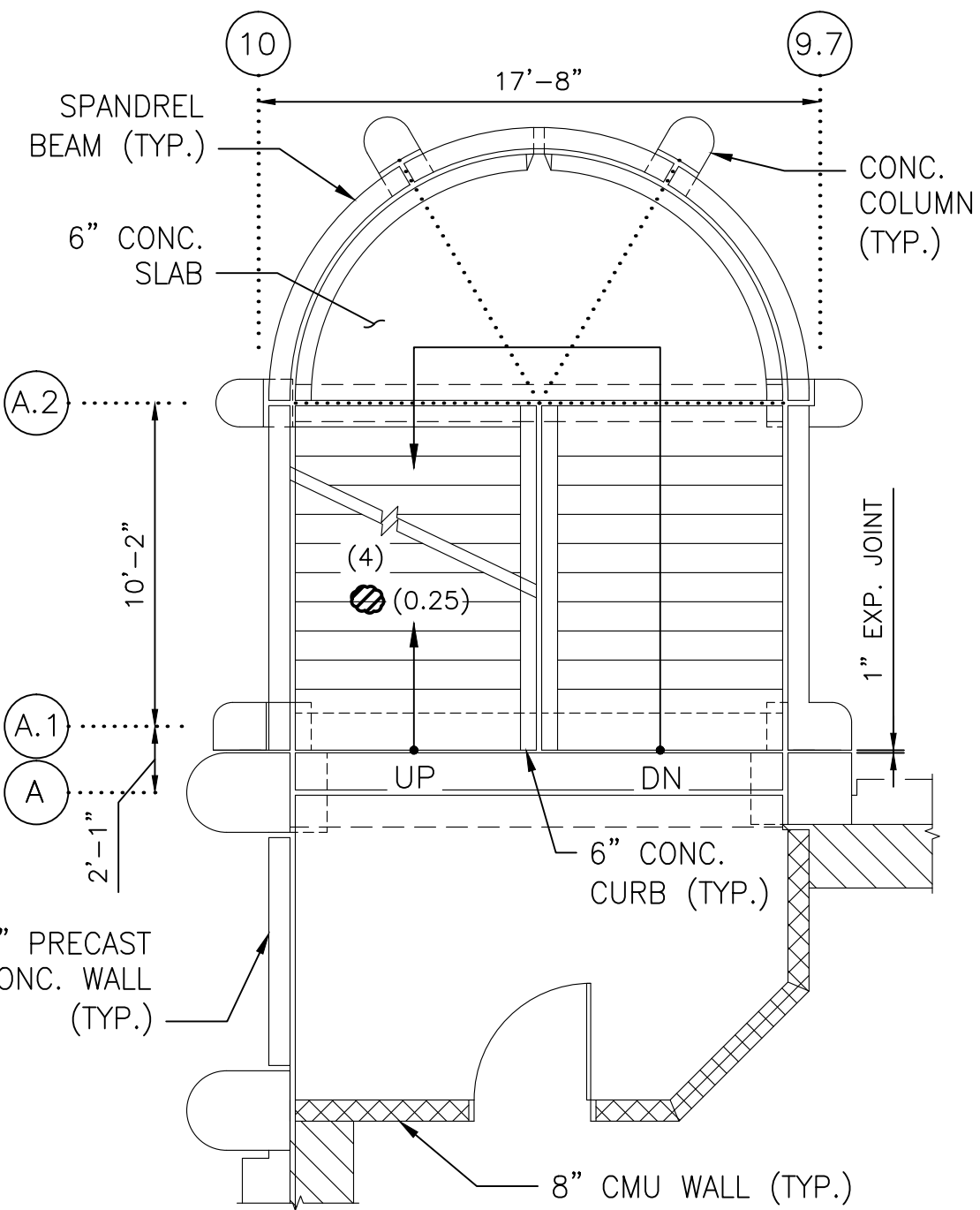
2 STAIR C - SECOND FLOOR PLAN
SCALE: 3/16"=1'-0"



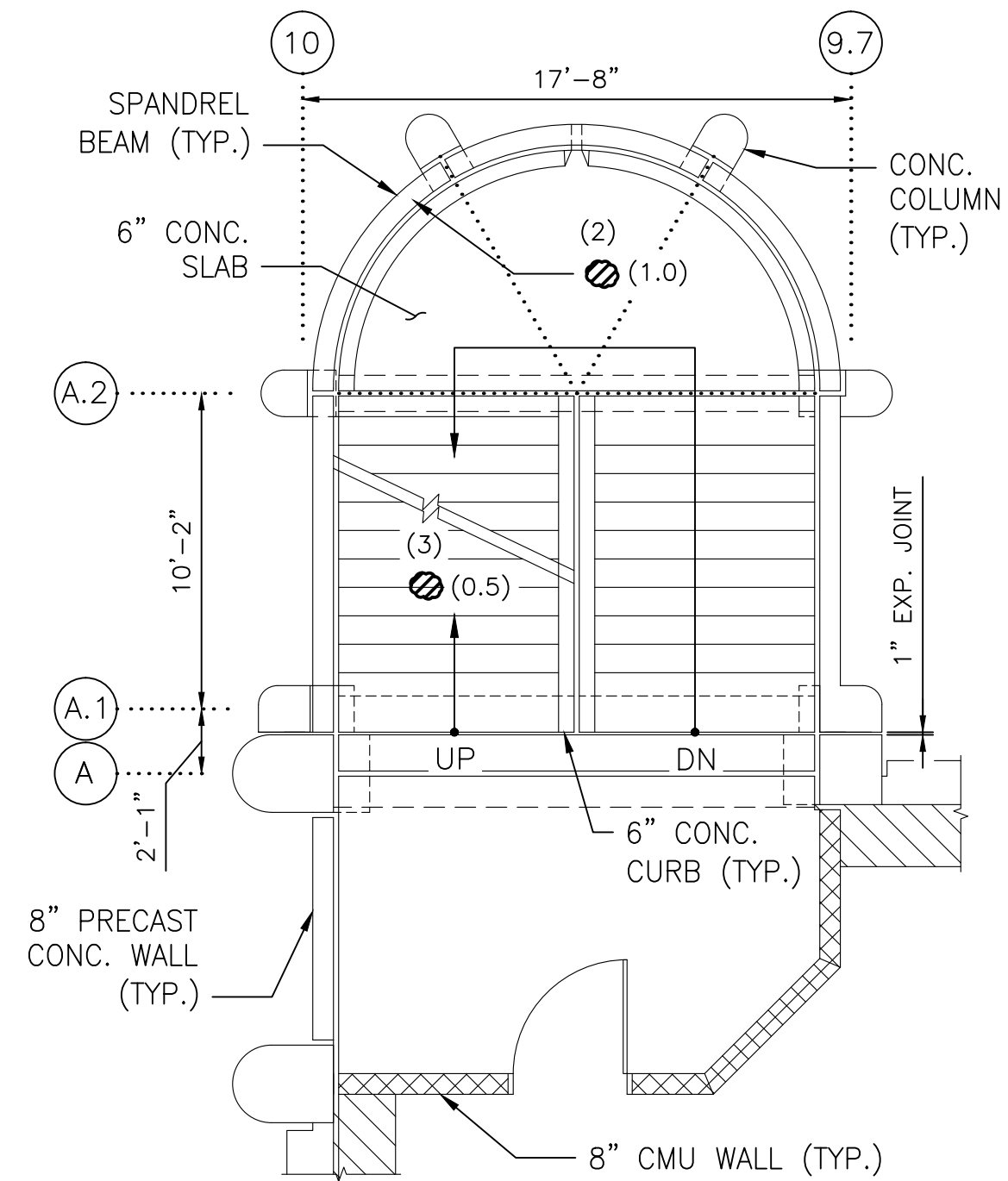
3 STAIR C - THIRD FLOOR PLAN
SCALE: 3/16"=1'-0"



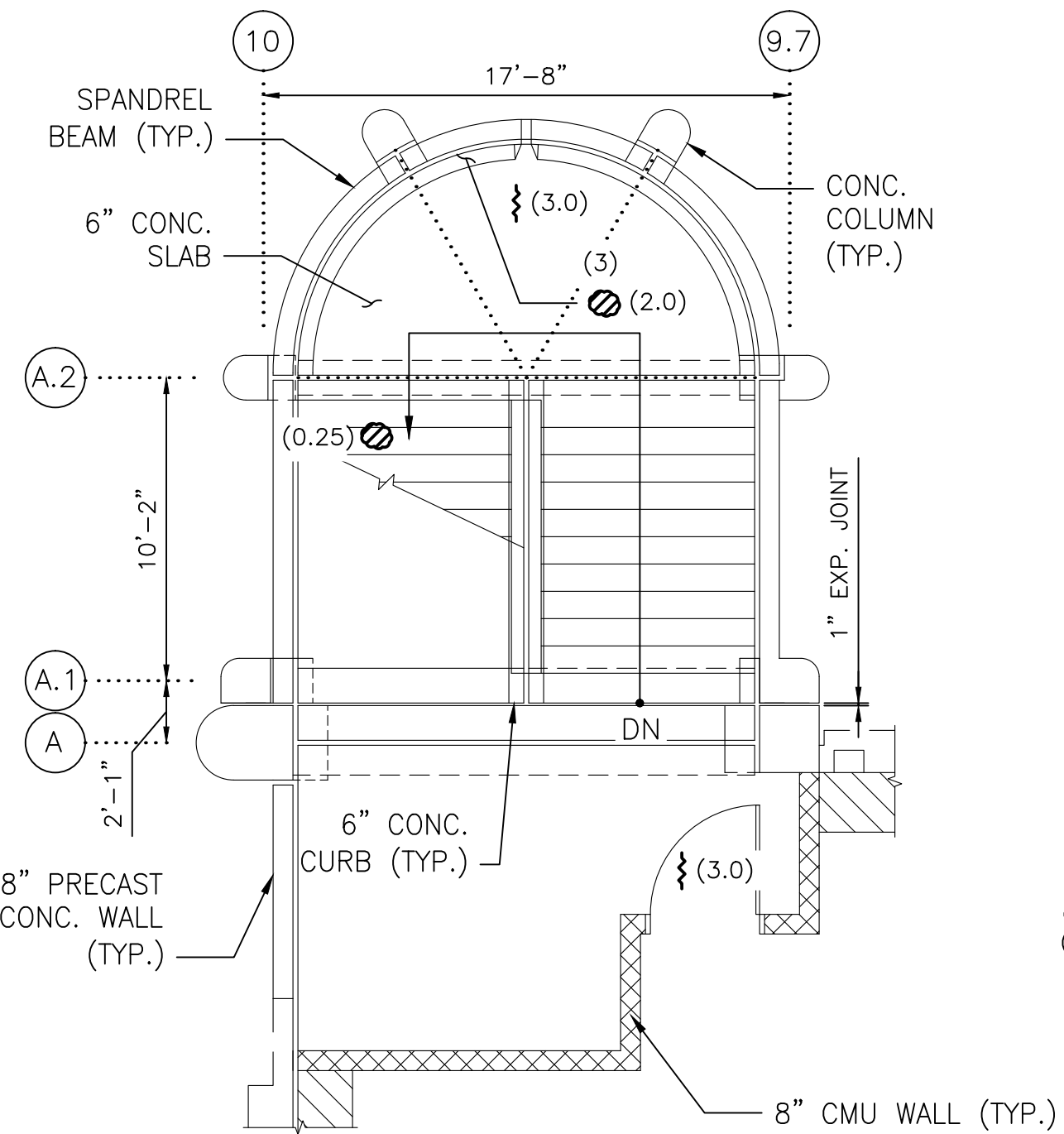
4 STAIR C - FOURTH FLOOR PLAN
SCALE: 3/16"=1'-0"



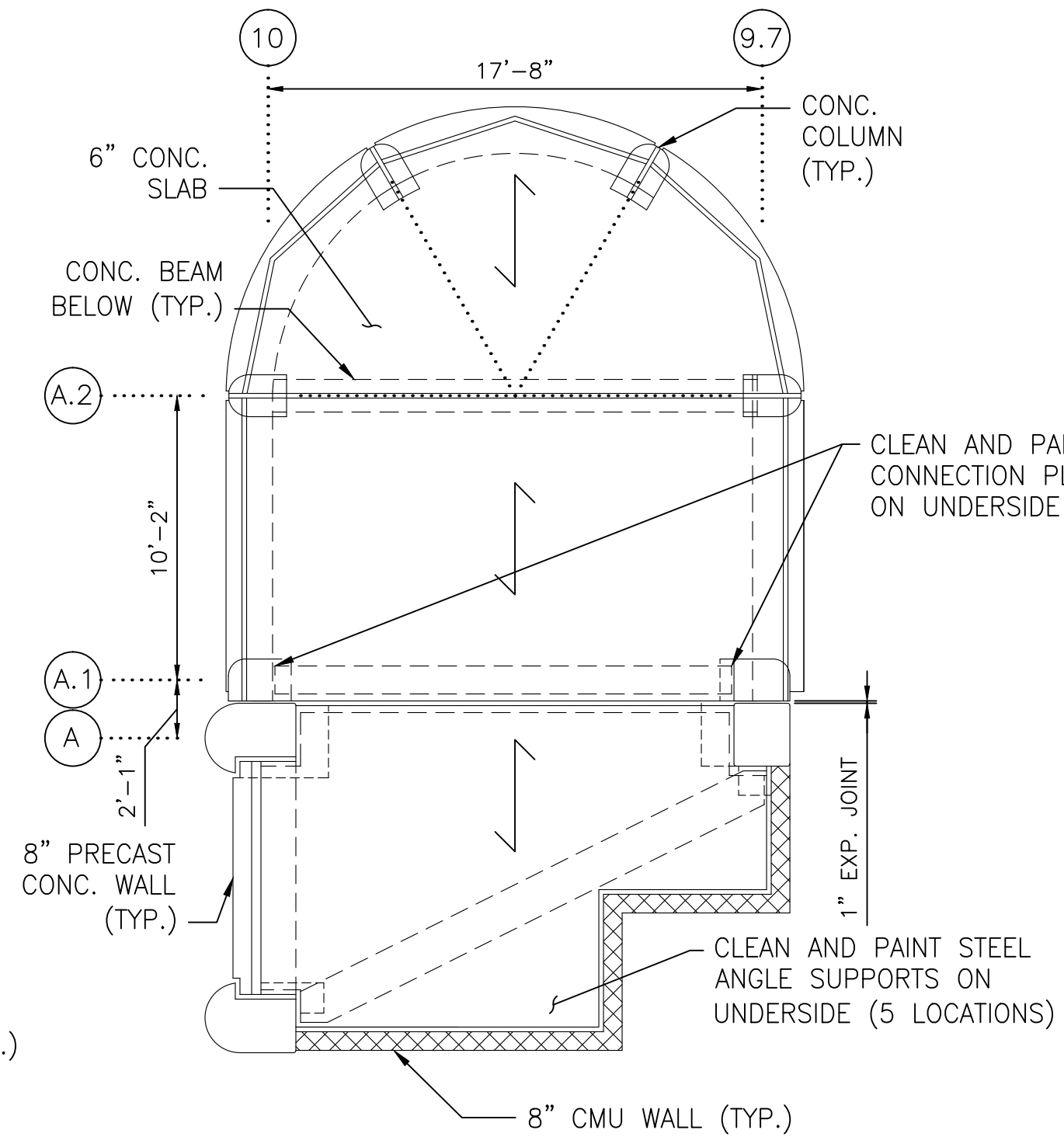
5 STAIR C - FIFTH FLOOR PLAN
SCALE: 3/16"=1'-0"



6 STAIR C - SIXTH FLOOR PLAN
SCALE: 3/16"=1'-0"

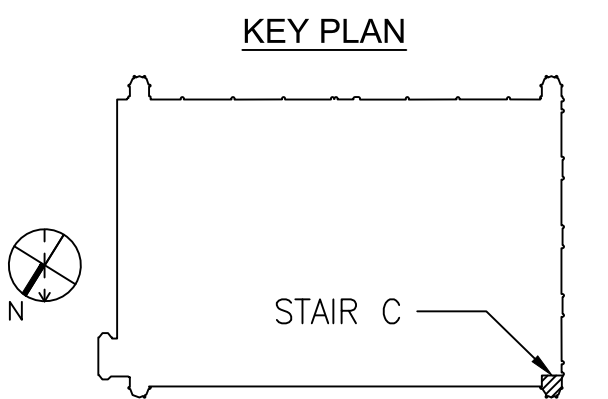


7 STAIR C - SEVENTH FLOOR PLAN
SCALE: 3/16"=1'-0"



8 STAIR C - ROOF FLOOR PLAN
SCALE: 3/16"=1'-0"

NOTE:
1. FOR ALL REPAIR DETAILS, SEE SHADY GROVE NORTH GARAGE CONSTRUCTION NOTES ON DWG. A15P-S-001.




SCALE: 3/16" = 1'-0"
1' 0" 3' 6' 12'

CONTRACT NO.
FQ15090

DESIGNED L.K. 12/26/14
DATE
DRAWN M.Z. 12/26/14
DATE
CHECKED A.I.A. 12/26/14
DATE
APPROVED J.D.P. 12/26/14
DATE

REFERENCE DRAWINGS	
NUMBER	DESCRIPTION

REVISIONS		
DATE	BY	DESCRIPTION

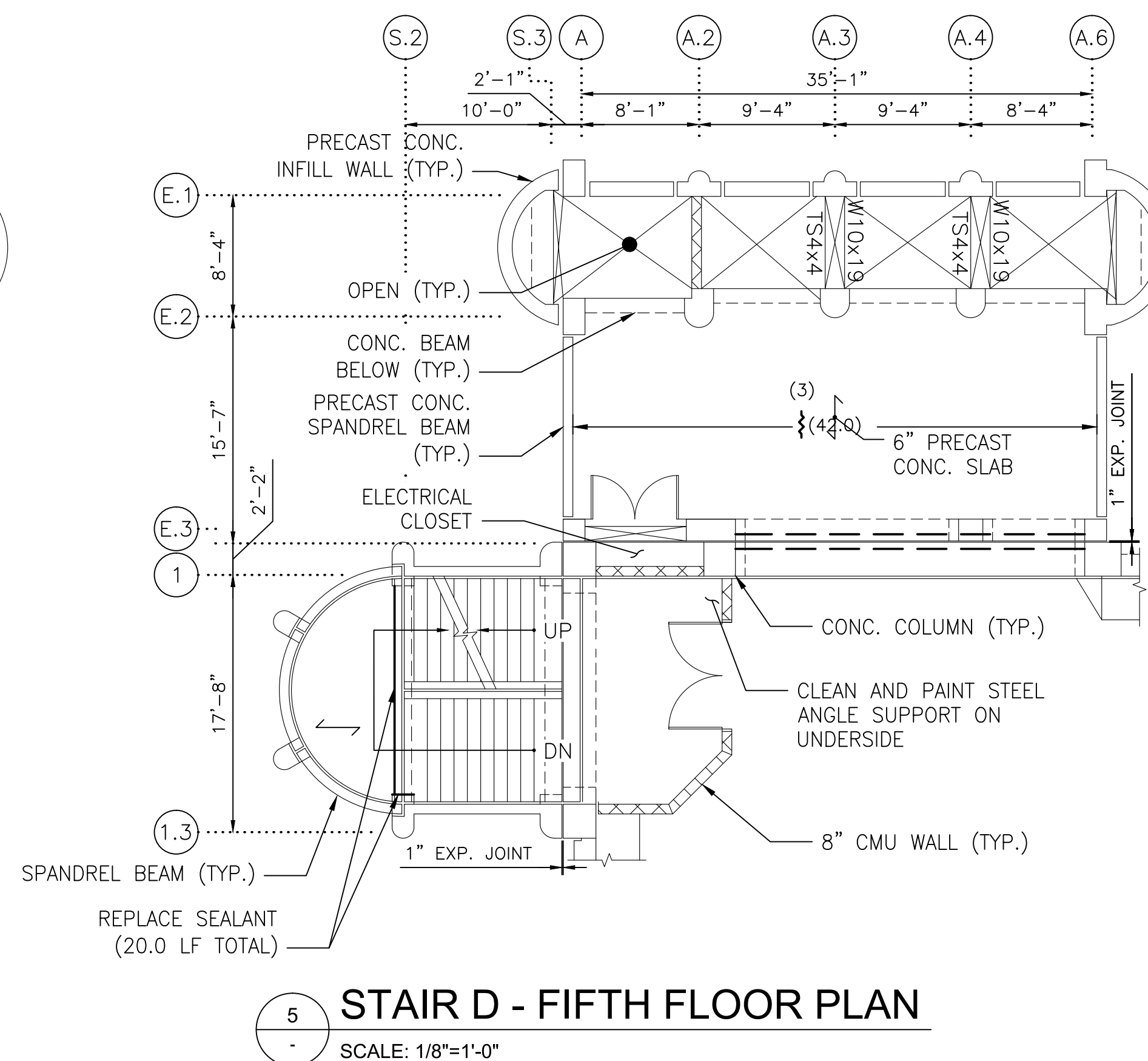
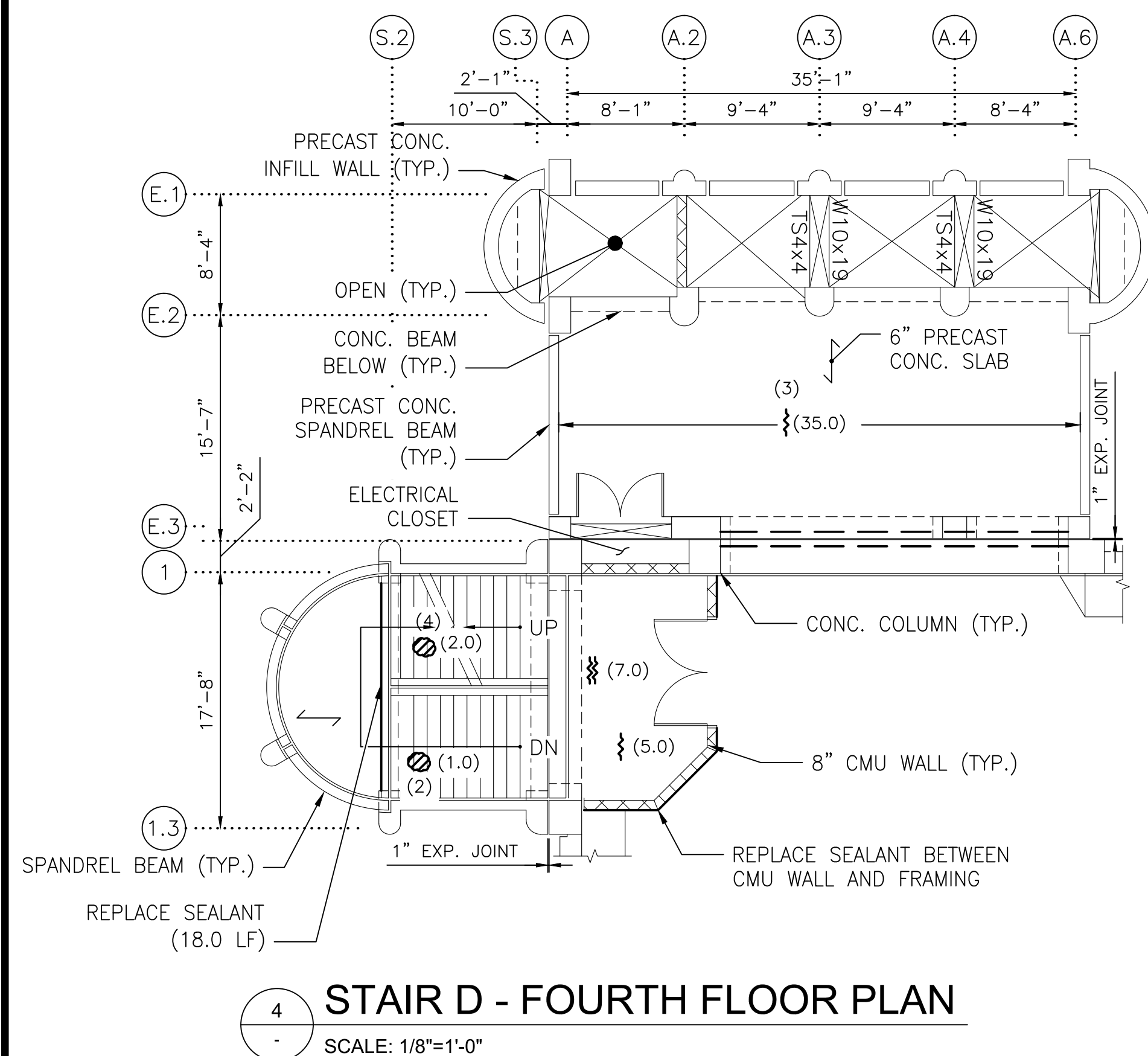
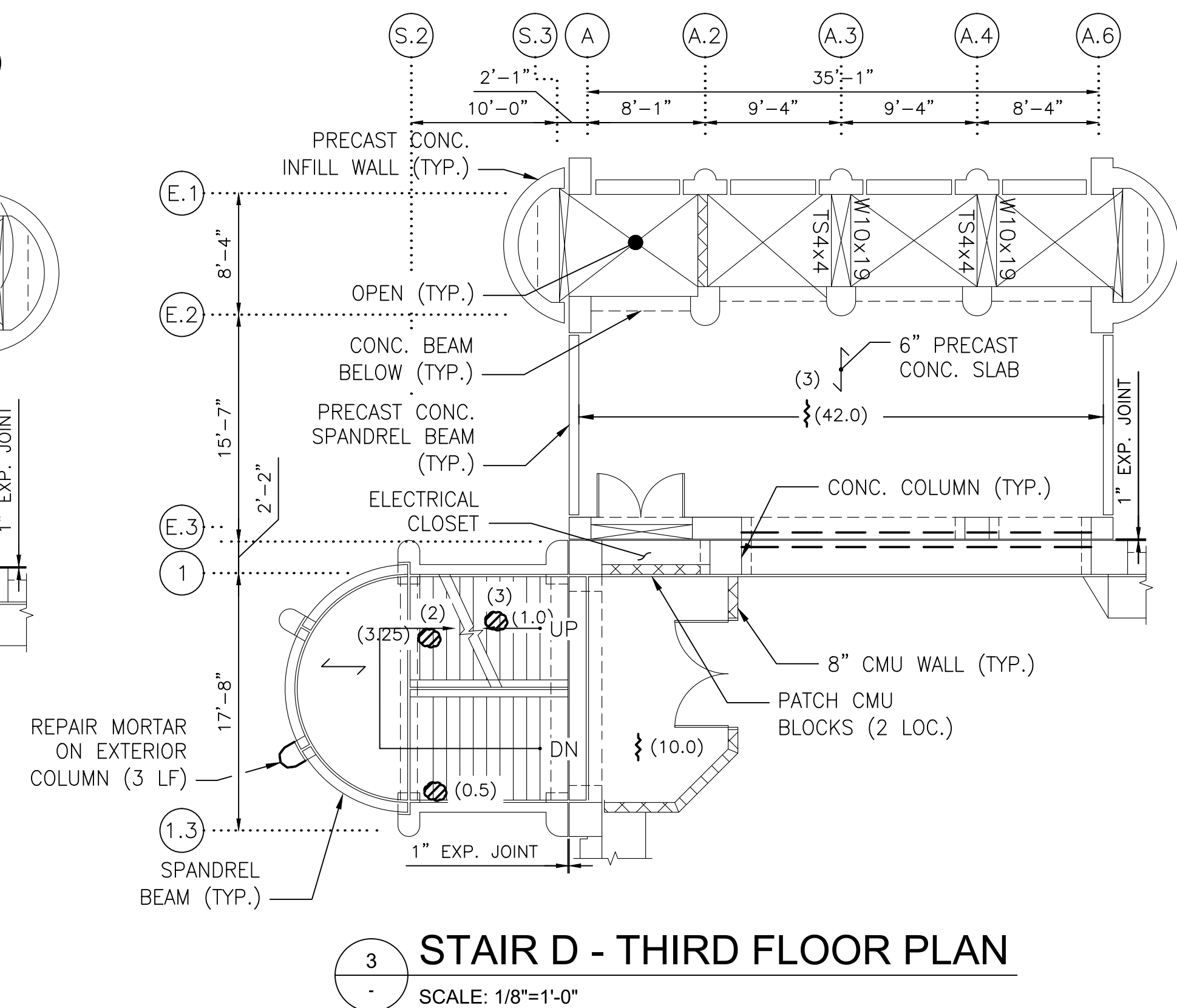
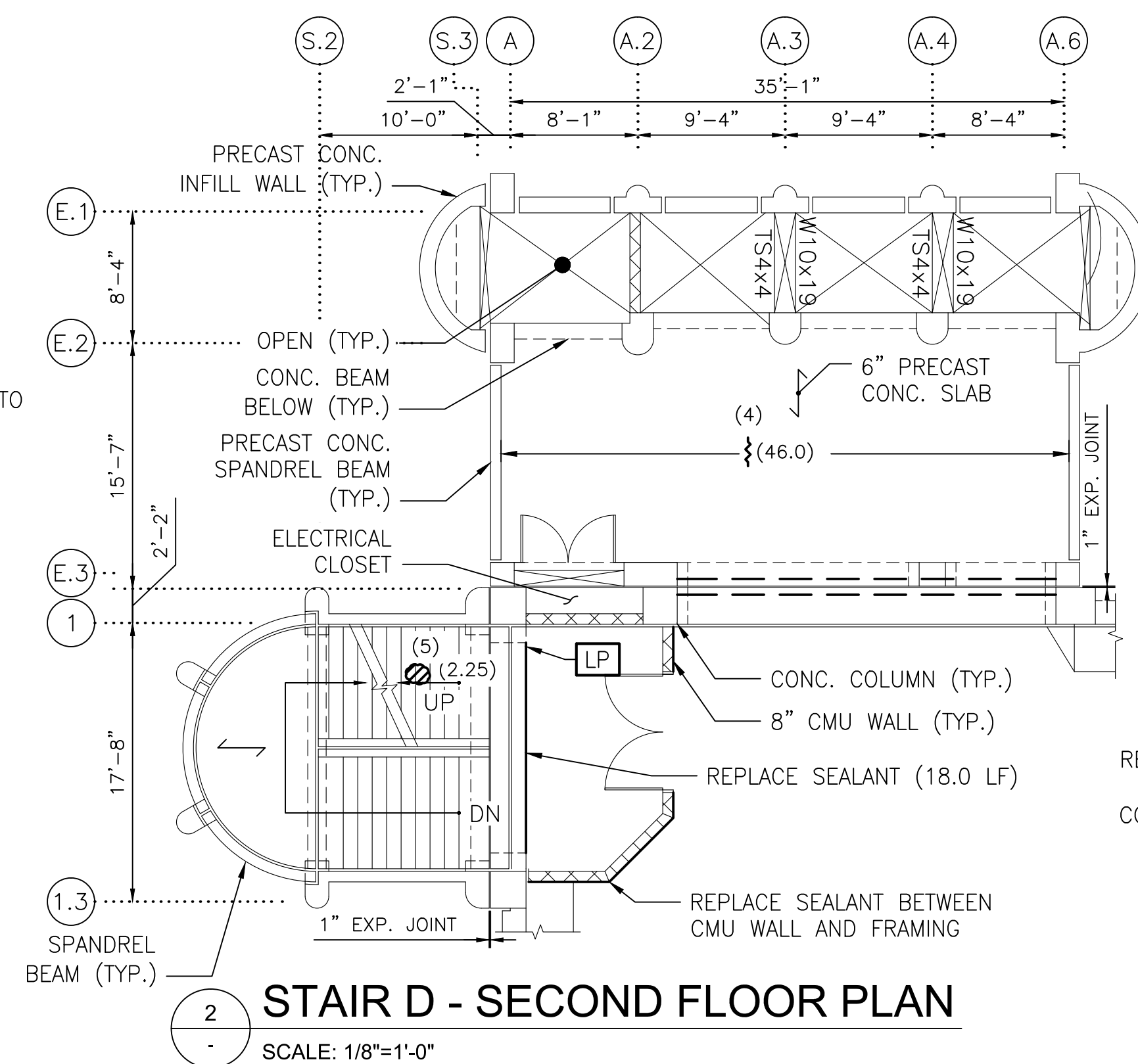
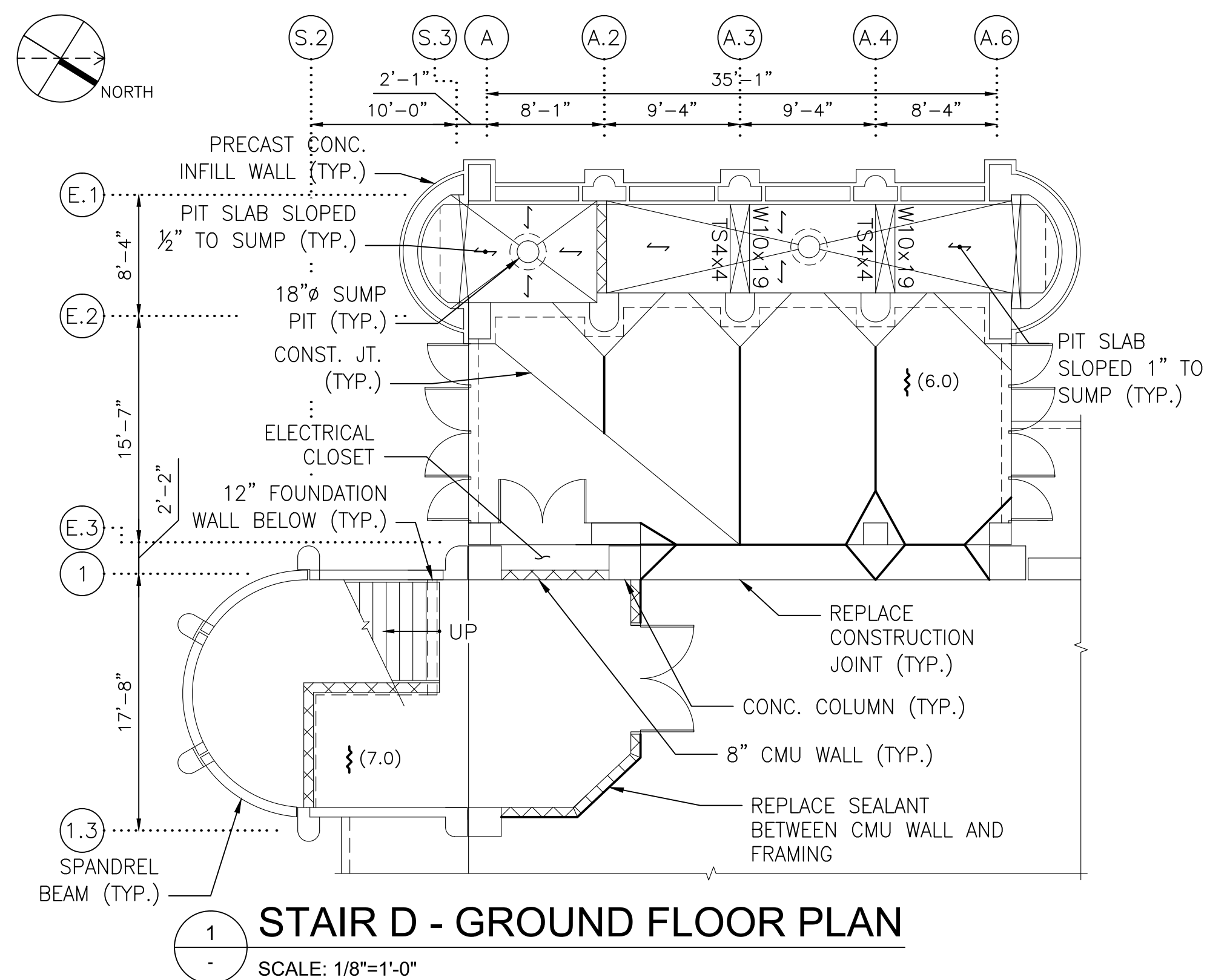


WASHINGTON METROPOLITAN AREA TRANSIT AUTHORITY
OFFICE OF CHIEF, INFRASTRUCTURE SERVICES DEPARTMENT
OF TRANSIT INFRASTRUCTURE AND ENGINEERING SERVICES
APPROVED
CHIEF ENGINEER
DATE
SUBMITTED
PROJECT MANAGER
DATE

GFP A Gannett Fleming/Parsons
JOINT VENTURE

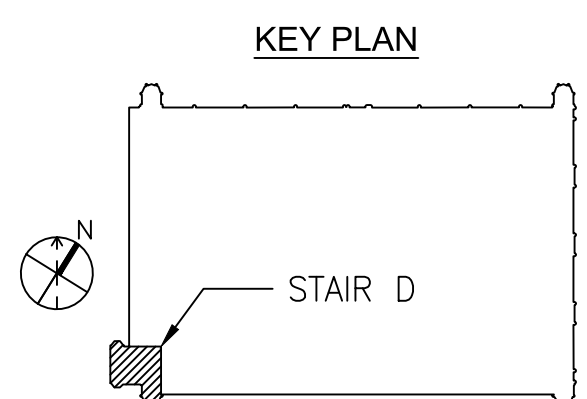
REHABILITATION OF WMATA PARKING FACILITIES
STRUCTURAL-SHADY GROVE NORTH
STAIR C PLANS
SCALE AS SHOWN
DRAWING NO. A15P-S-129
SHEET NO. M1269-126

S:\G169\WMATA\A15P\031_Four Parking Garage\CAD\Sheet\02_STRUCTURAL\02_SHADY GROVE NORTH\A15P-S-129.dwg
SAVED: 12/26/14 4:13:35 PM BY: FERNANDEZ, CORY J.
PLOTTED: 5/14/2015 3:32:15 PM



NOTE:

1. FOR ALL REPAIR DETAILS, SEE SHADY GROVE NORTH GARAGE CONSTRUCTION NOTES ON DWG. A15P-S-001.




SCALE: 1/8" = 1'-0"

CONTRACT NO.
FQ15090

			REFERENCE DRAWINGS		REVISIONS		
DESIGNED	<u>L.K.</u>	<u>12/26/14</u> DATE	NUMBER	DESCRIPTION	DATE	BY	DESCRIPTION
DRAWN	<u>M.Z.</u>	<u>12/26/14</u> DATE					
CHECKED	<u>A.I.A.</u>	<u>12/26/14</u> DATE					
APPROVED	<u>J.D.P.</u>	<u>12/26/14</u> DATE					

"PROFESSIONAL CERTIFICATION HEREBY CERTIFY THAT THE DOCUMENTS WERE PREPARED OR APPROVED BY ME, AND THAT I AM A DAILY LICENSED PROFESSIONAL ENGINEER UNDER THE LAWS OF THE STATE OF MARYLAND AND LICENSE NO. 45732. EXPIRATION DATE 07-20-2011."

The seal is circular with the text "STATE OF MARYLAND" at the top and "PROFESSIONAL ENGINEER" at the bottom. In the center is a classical figure holding a staff and a scroll. The license number "45732" is printed below the seal. A handwritten signature, "William A. Hines", is written across the seal.



WASHINGTON METROPOLITAN AREA TRANSIT AUTHORITY

OFFICE OF CHIEF, INFRASTRUCTURE SERVICES DEPARTMENT
OF TRANSIT INFRASTRUCTURE AND ENGINEERING SERVICES



APPROVED _____
CHIEF ENGINEER _____ DATE _____

SUBMITTED	
PROJECT MANAGER	DATE

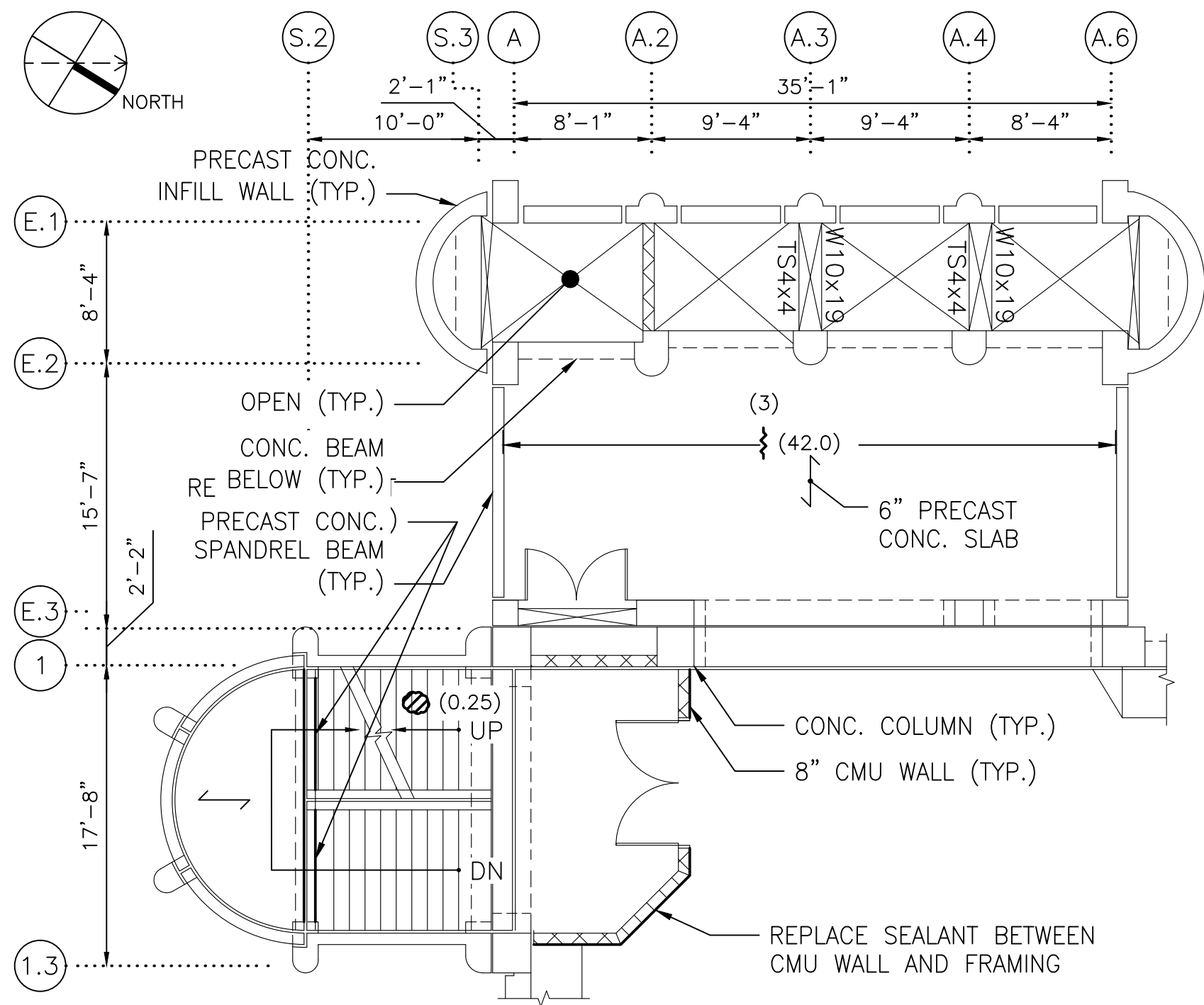
REHABILITATION OF WMATA PARKING FACILITIES STRUCTURAL—SHADY GROVE NORTH

STAIR D PLANS I

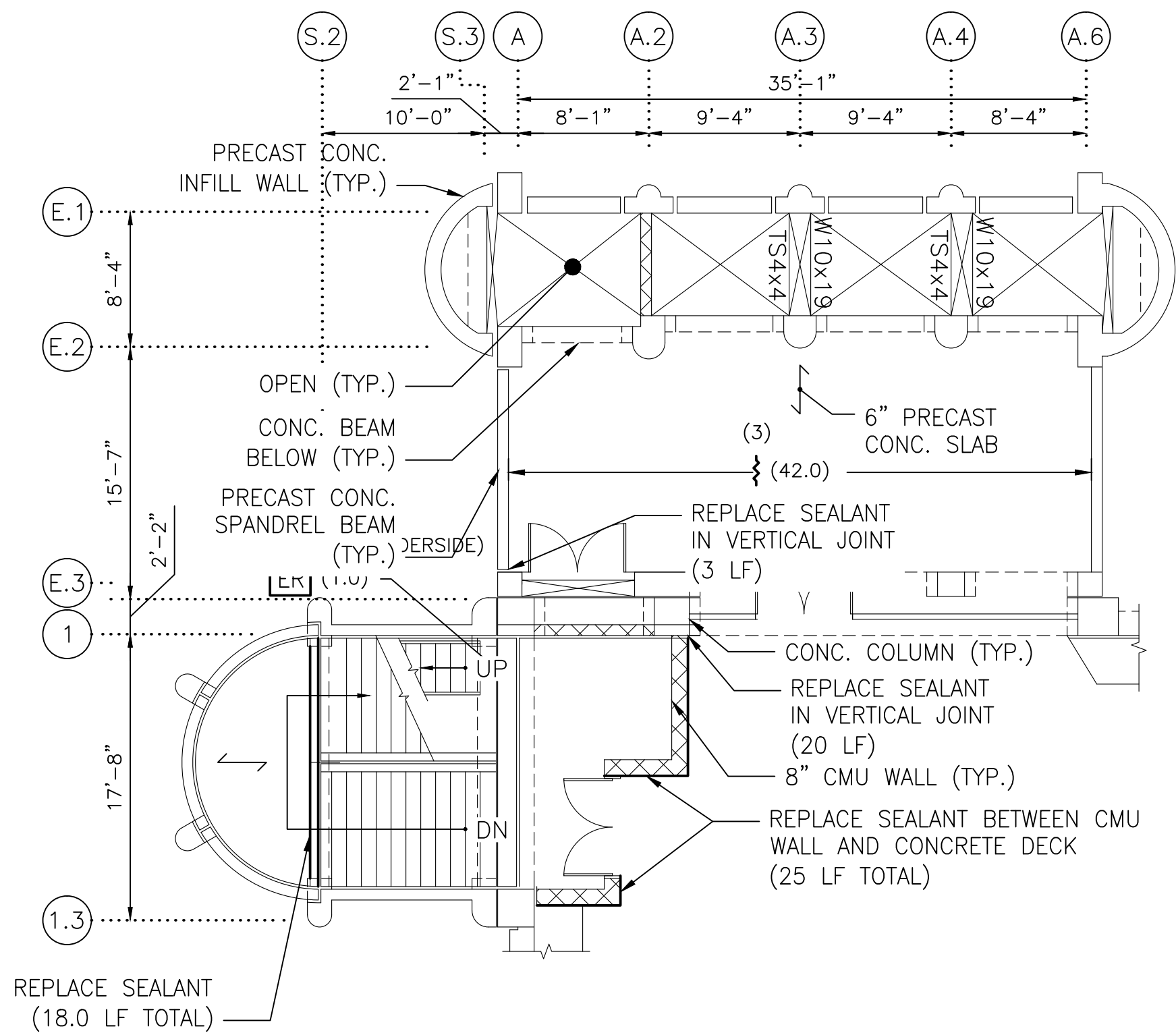
SCALE
AS SHOWN

DRAWING NO.
A15P-S-130

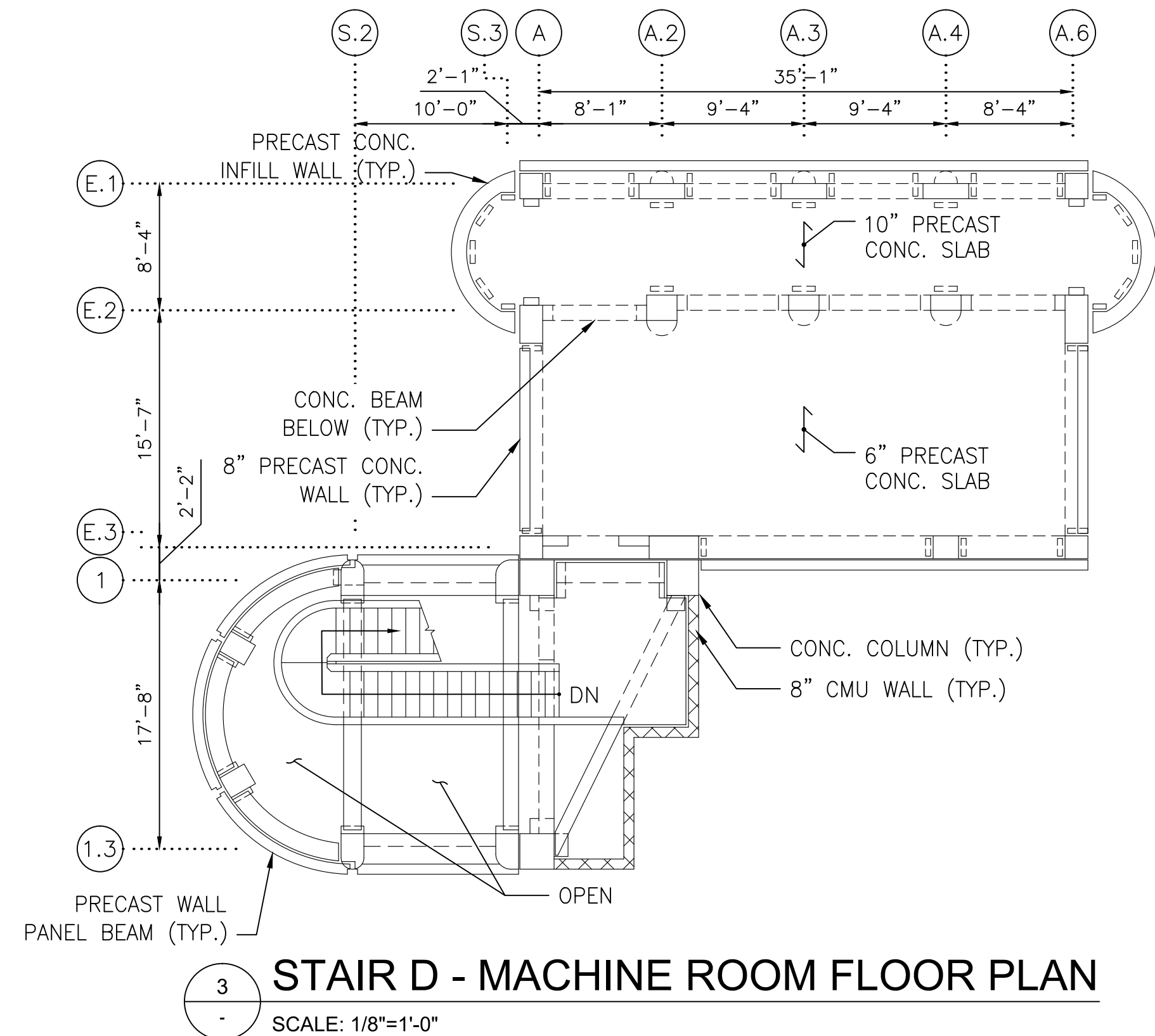
SHEET NO.
M1269-127



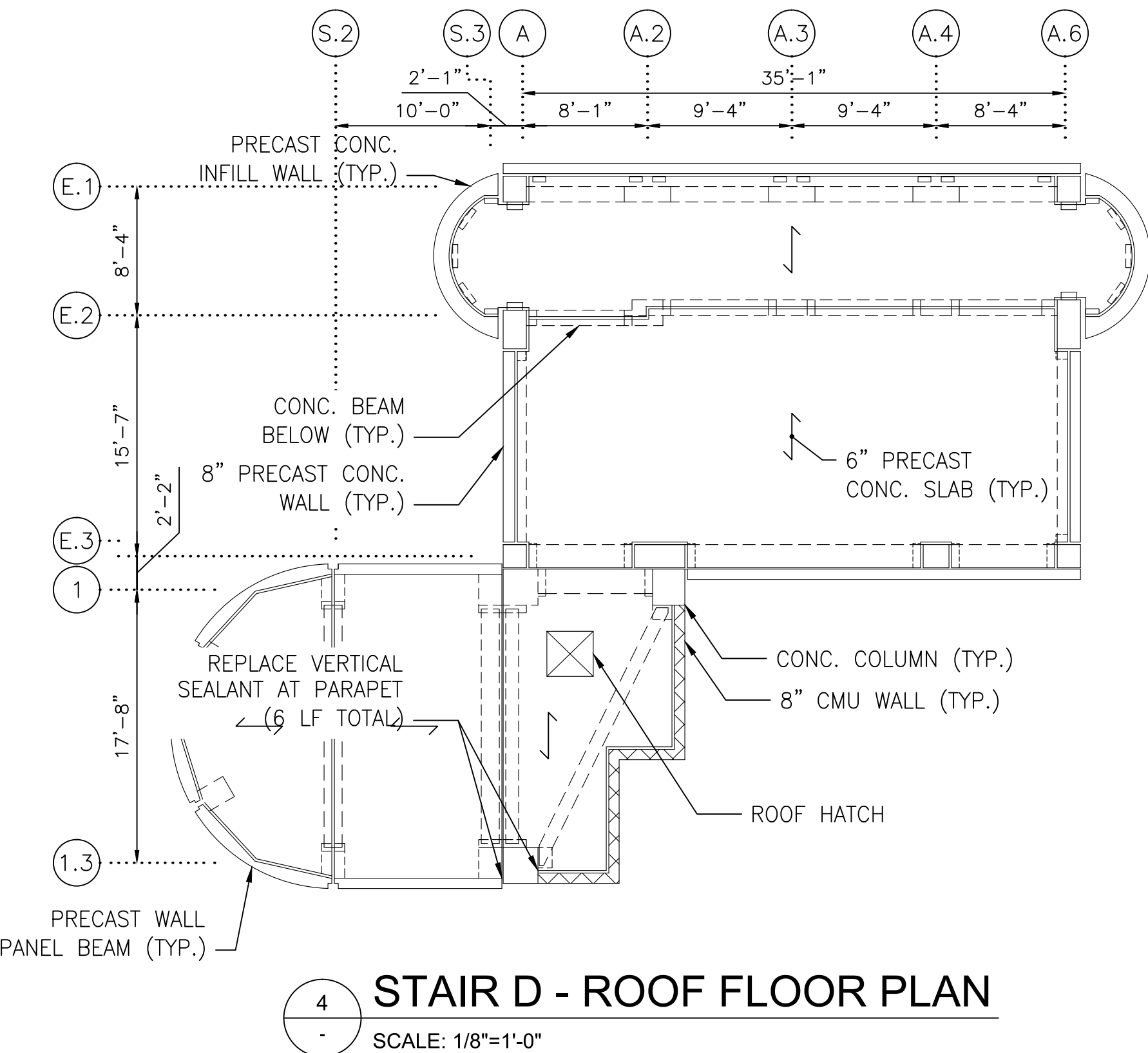
1 STAIR D - SIXTH FLOOR PLAN
SCALE: 1/8"=1'-0"



2 STAIR D - SEVENTH FLOOR PLAN
SCALE: 1/8"=1'-0"



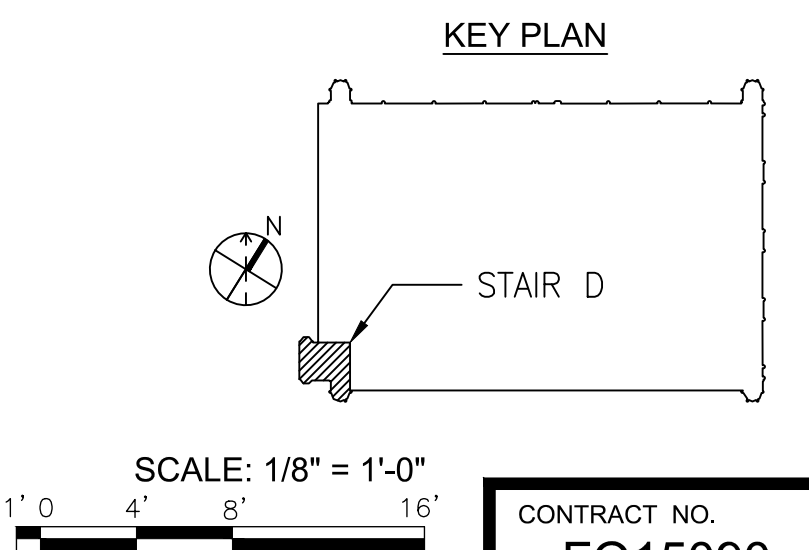
3 STAIR D - MACHINE ROOM FLOOR PLAN
SCALE: 1/8"=1'-0"



4 STAIR D - ROOF FLOOR PLAN
SCALE: 1/8"=1'-0"

NOTE:

- FOR ALL REPAIR DETAILS, SEE SHADY GROVE NORTH GARAGE CONSTRUCTION NOTES ON DWG. A15P-S-001.




SCALE: 1/8" = 1'-0"
1' 0" 4' 8' 16'

CONTRACT NO.
FQ15090

DESIGNED L.K. 12/26/14
DATE
DRAWN M.Z. 12/26/14
DATE
CHECKED A.I.A. 12/26/14
DATE
APPROVED J.D.P. 12/26/14
DATE

REFERENCE DRAWINGS	
NUMBER	DESCRIPTION

REVISIONS		
DATE	BY	DESCRIPTION



WASHINGTON METROPOLITAN AREA TRANSIT AUTHORITY

OFFICE OF CHIEF, INFRASTRUCTURE SERVICES DEPARTMENT
OF TRANSIT INFRASTRUCTURE AND ENGINEERING SERVICES

GFP A Gannett Fleming / Parsons
JOINT VENTURE

APPROVED _____ DATE _____
CHIEF ENGINEER

SUBMITTED _____ DATE _____
PROJECT MANAGER

REHABILITATION OF WMATA PARKING FACILITIES
STRUCTURAL-SHADY GROVE NORTH



STAIR D PLANS II

SCALE AS SHOWN


DRAWING NO. A15P-S-131

SHEET NO. M1269-128

S:\02\169 WMATA\15-000\01 Four Parking Garages\CADD\Sheet\02 STRUCTURAL\02 SHADY GROVE NORTH\A15P-S-131.dwg
SAVED: 12/26/2014 4:11:31 PM BY: FERNANDEZ, CORY J.
PLOTTED: 5/14/2015 3:32:35 PM



2 PHOTO 2
A-113



3 PHOTO 3
A-113

SCRAPE CLEAN, PRIME
- & PT. SNOW GATE

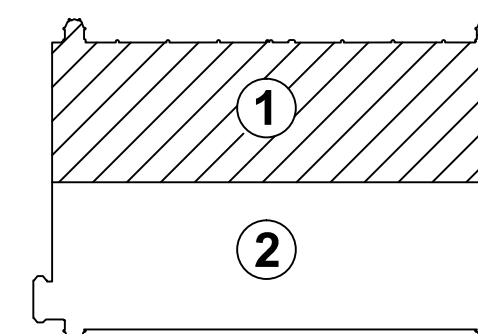
SIGN POSTS TO BE
REPLACED. TYP. OF
(4) REINSTALL EXIST.
- SIGN PLACARD

REPLACE CRACKED
ANCHOR COVER. TYP.
FOR (10) LOCATIONS
AT SEVENTH LEVEL.
SEE PHOTO 2/A-113

SCRAPE CLEAN, PRIME & PAINT
EXIST. SNOW GATE & HARDWARE
(APPROX 20 S.F.) REPLACE (4)
DETERIORATED SIGN POSTS. SEE
PHOTO 3/A-113

GENERAL NOTE:
1. REFER TO A-500 FOR DOOR
SCHEDULE. TYP. FOR ALL
DOORS NOTED WITH DOOR TAG.

KEY PLAN



CONTRACT NO.
FQ15090

			REFERENCE DRAWINGS		REVISIONS		
DESIGNED	—	<u>12/26/14</u> DATE	NUMBER	DESCRIPTION	DATE	BY	DESCRIPTION
DRAWN	—	<u>12/26/14</u> DATE					
CHECKED	—	<u>12/26/14</u> DATE					
APPROVED	—	<u>12/26/14</u> DATE					



WASHINGTON METROPOLITAN AREA TRANSIT AUTHORITY

OFFICE OF CHIEF, INFRASTRUCTURE SERVICES DEPARTMENT
OF TRANSIT INFRASTRUCTURE AND ENGINEERING SERVICES

APPROVED _____
CHIEF ENGINEER _____ DATE _____



SUBMITTED	
PROJECT MANAGER	DATE

REHABILITATION OF WMATA PARKING FACILITIES

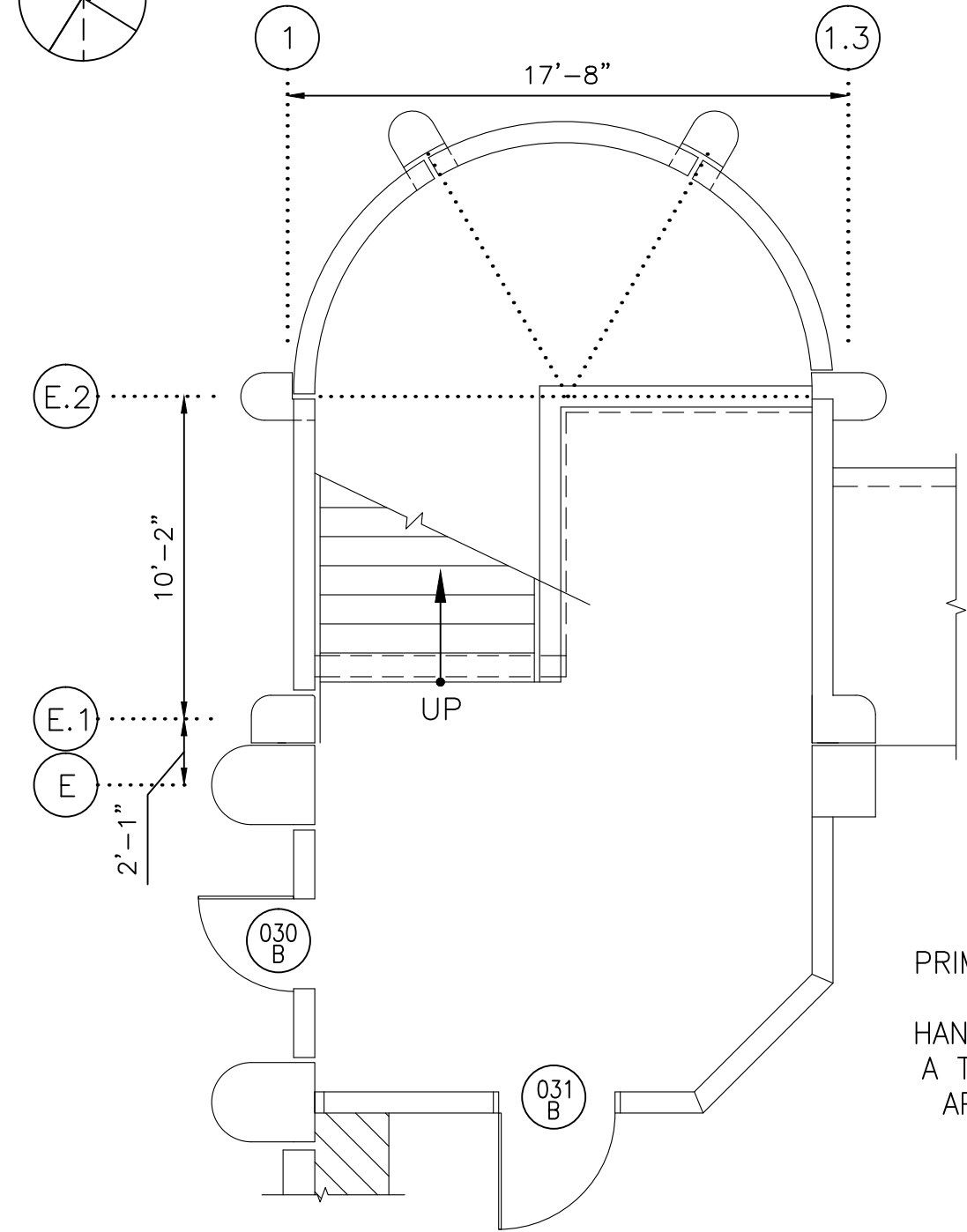
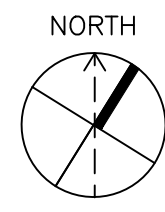
ARCHITECTURAL—SHADY GROVE NORTH

SEVENTH FLOOR PART PLAN 1

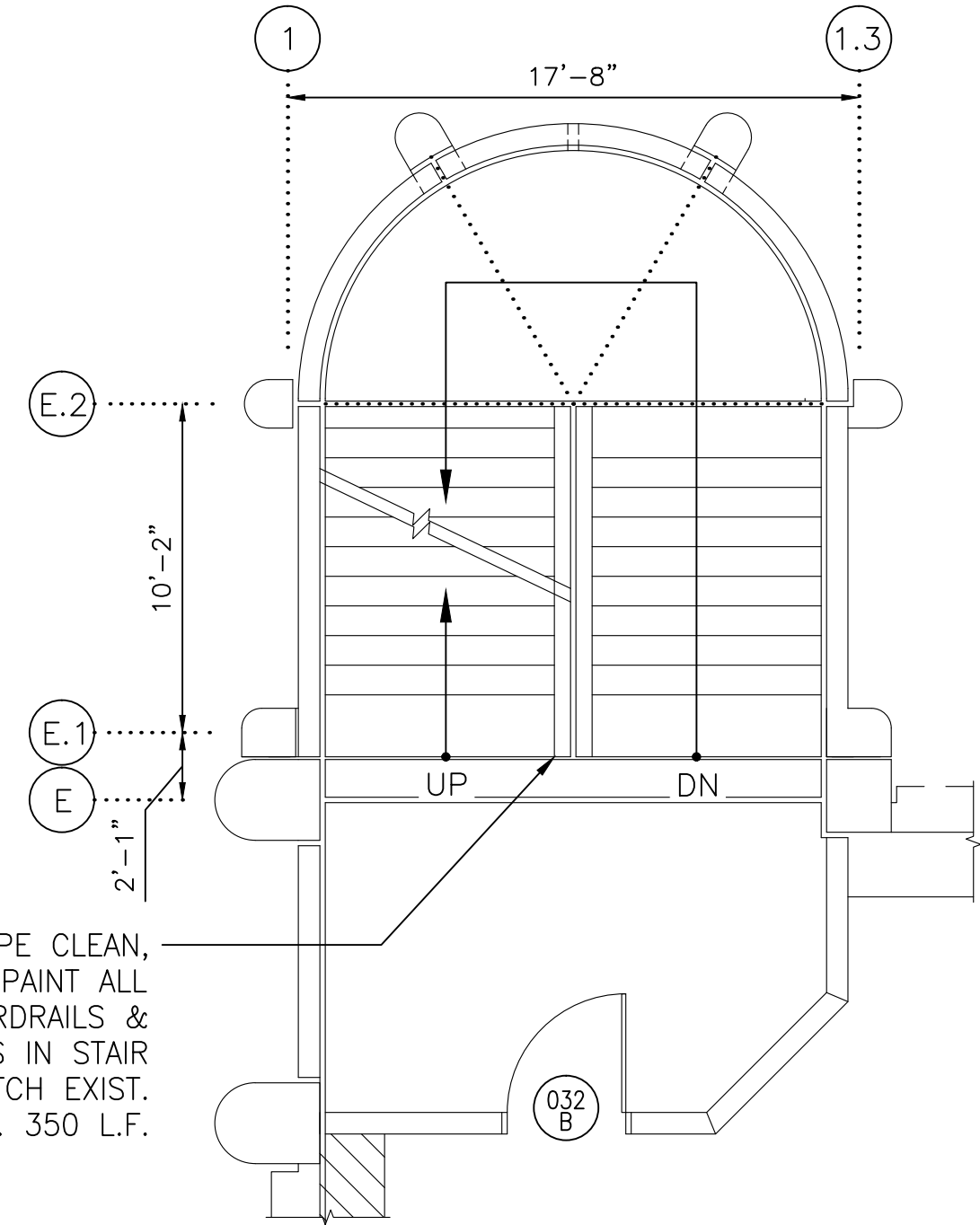
SCALE
AS SHOWN

DRAWING NO.
A15P-A-113

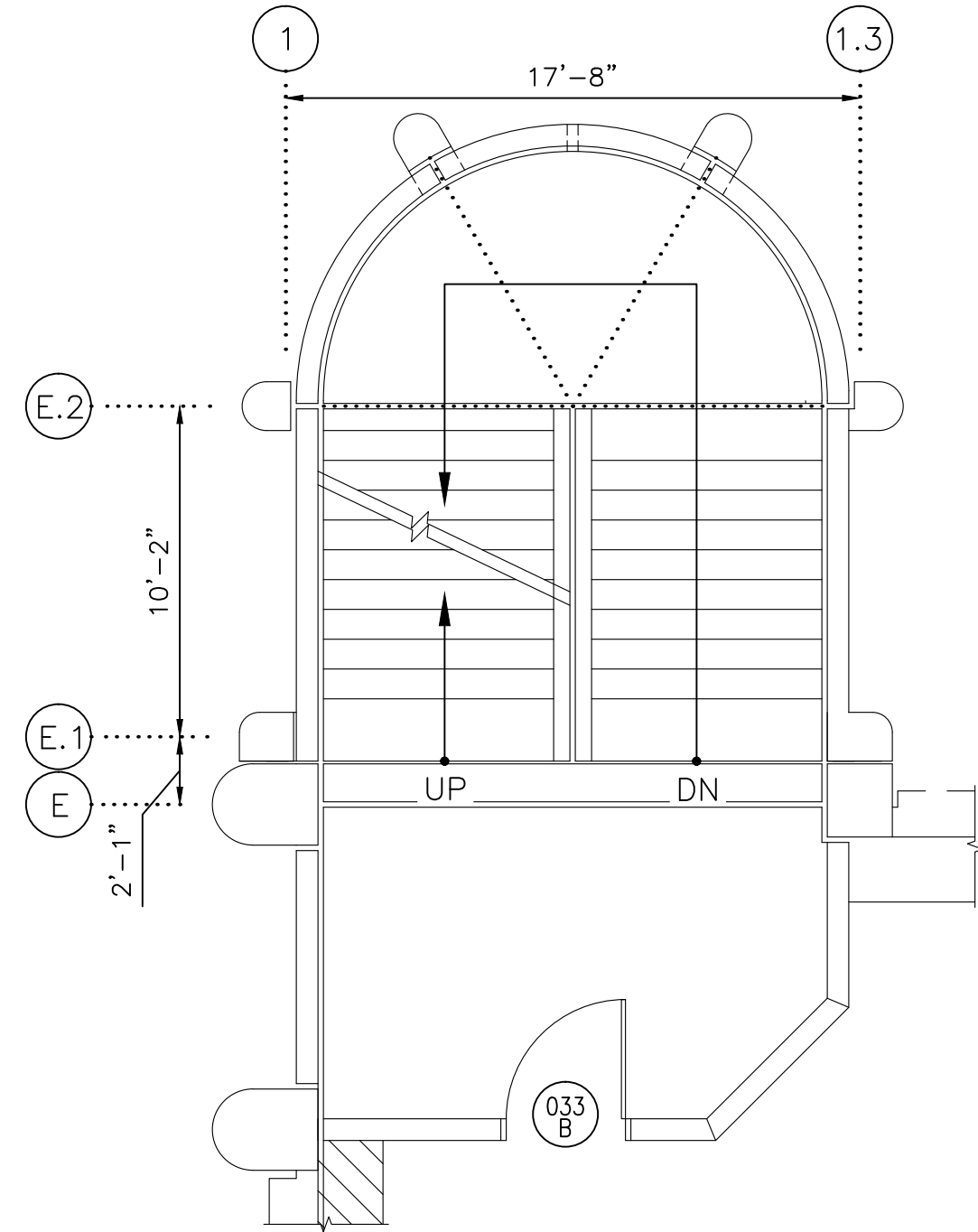
SHEET NO.
M1269-131



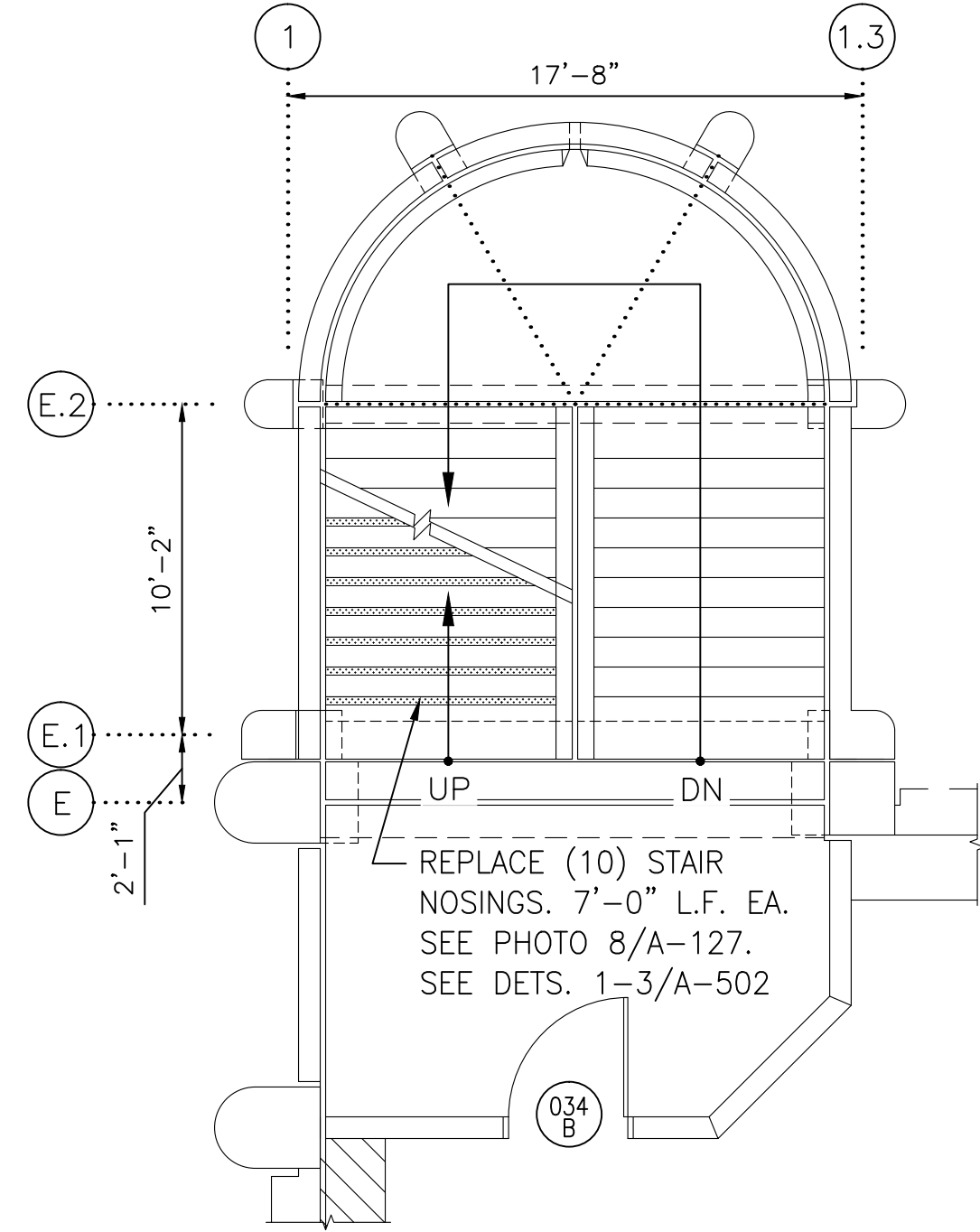
1 STAIR A - GROUND FLOOR PLAN
A-127 SCALE: 3/16"=1'-0"



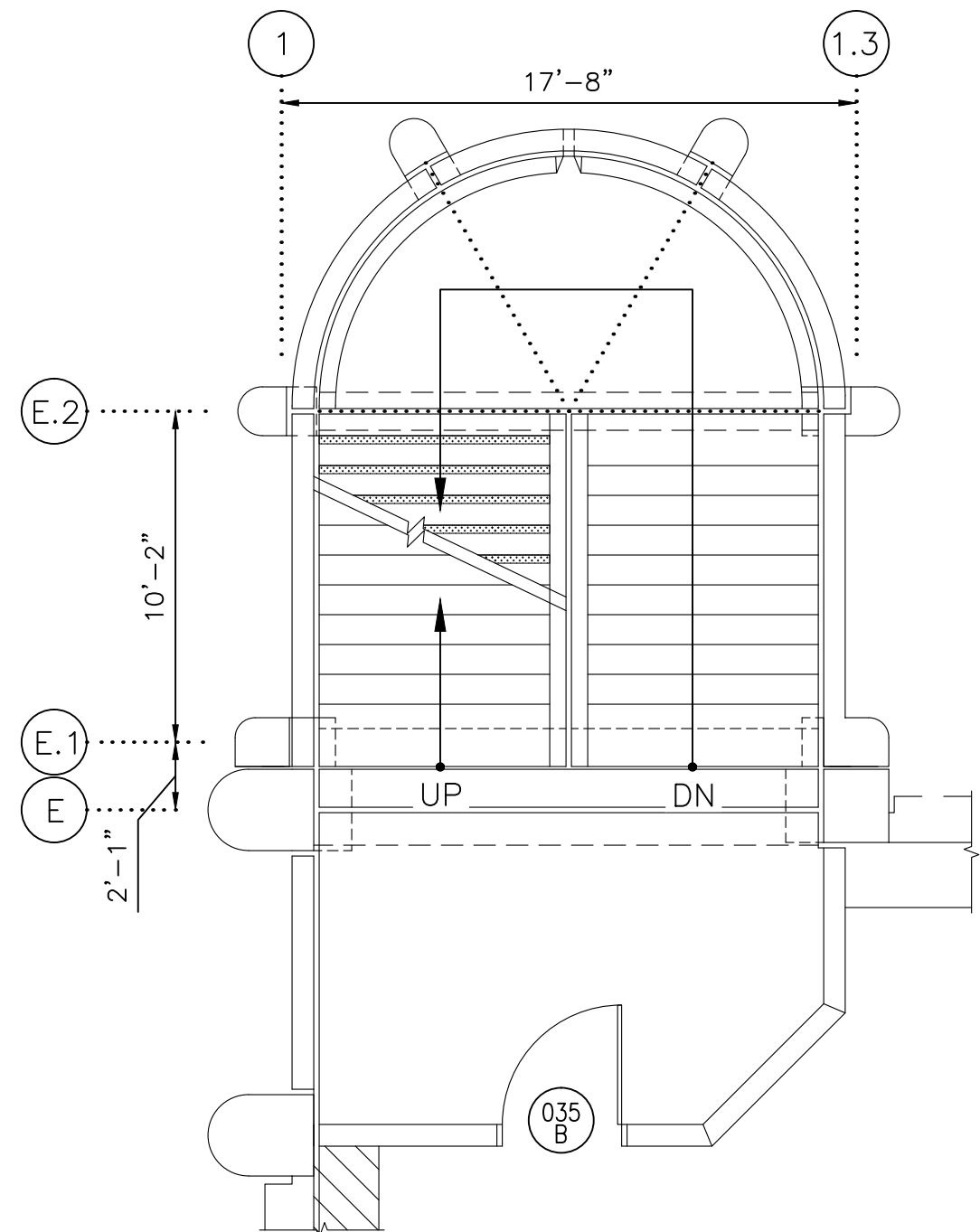
2 STAIR A - SECOND FLOOR PLAN
A-127 SCALE: 3/16"=1'-0"



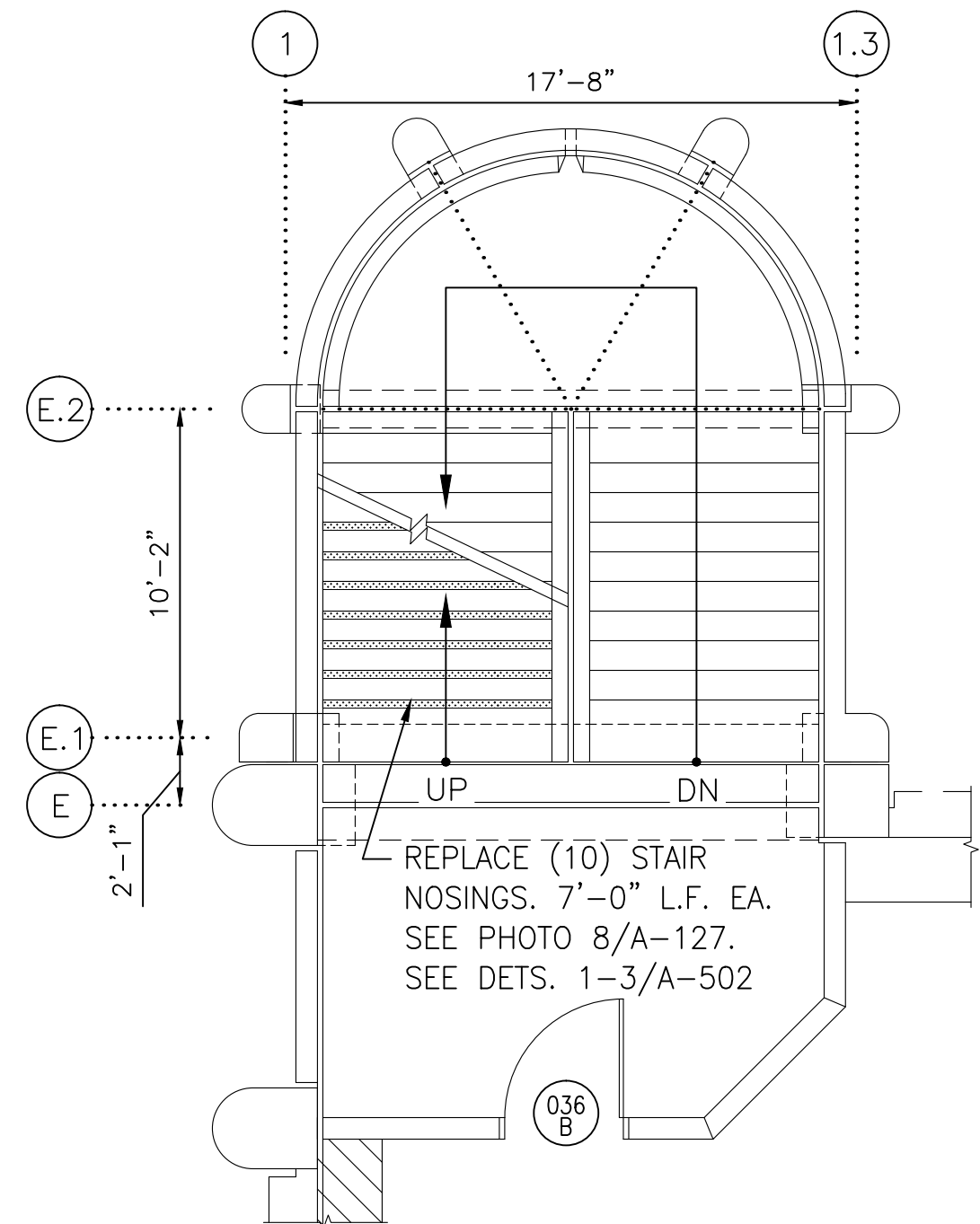
3 STAIR A - THIRD FLOOR PLAN
A-127 SCALE: 3/16"=1'-0"



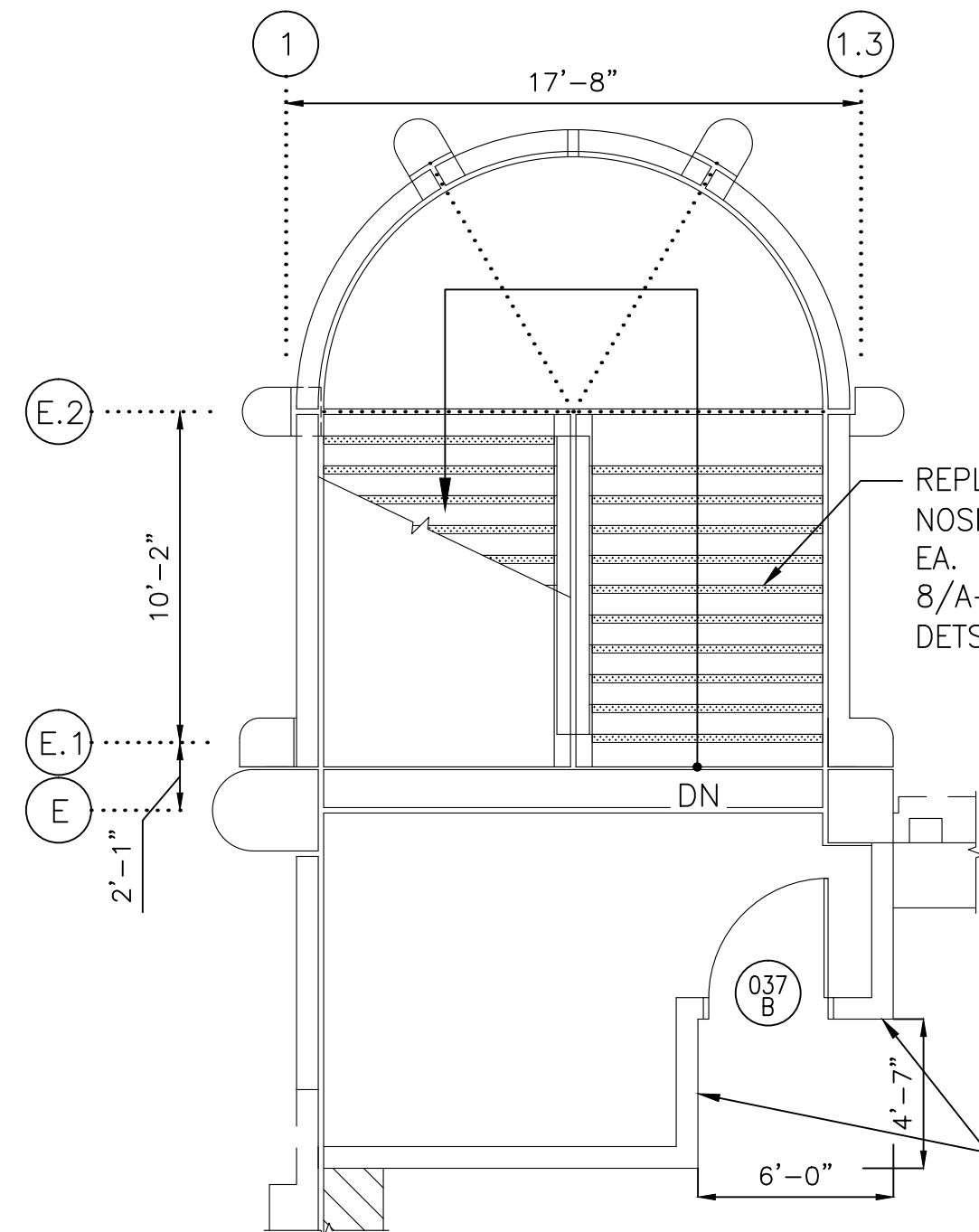
4 STAIR A - FOURTH FLOOR PLAN
A-127 SCALE: 3/16"=1'-0"




5 STAIR A - FIFTH FLOOR PLAN
A-127 SCALE: 3/16"=1'-0"




6 STAIR A - SIXTH FLOOR PLAN
A-127 SCALE: 3/16"=1'-0"



7 STAIR A - SEVENTH FLOOR PLAN
A-127 SCALE: 3/16"=1'-0"

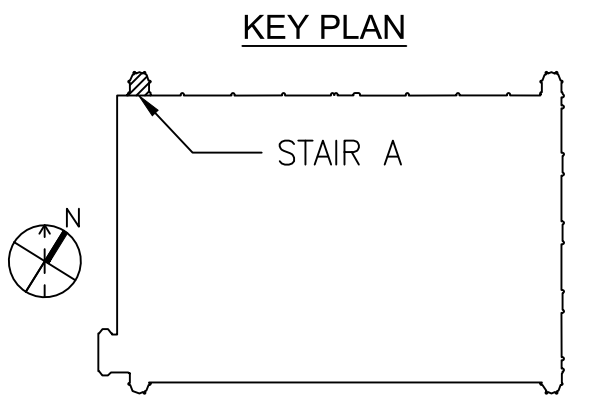


8 PHOTO 8
A-127



9 PHOTO 9
A-127

GENERAL NOTE:
1. REFER TO A-500 FOR DOOR SCHEDULE. TYP. FOR ALL DOORS NOTED WITH DOOR TAG.
2. COORDINATE INSTALLATION OF STAIR NOSINGS W/ TRAFFIC BEARING MEMBRANE APPLICATION.



SCALE: 3/16" = 1'-0"
1' 0" 3' 6' 12'

CONTRACT NO.
FQ15090

DESIGNED - 12/26/14
DATE
DRAWN - 12/26/14
DATE
CHECKED - 12/26/14
DATE
APPROVED - 12/26/14
DATE

REFERENCE DRAWINGS	
NUMBER	DESCRIPTION

REVISIONS	
DATE	BY



WASHINGTON METROPOLITAN AREA TRANSIT AUTHORITY

OFFICE OF CHIEF, INFRASTRUCTURE SERVICES DEPARTMENT
OF TRANSIT INFRASTRUCTURE AND ENGINEERING SERVICES

APPROVED
CHIEF ENGINEER

GFP A Gannett Fleming/Parsons
JOINT VENTURE

SUBMITTED
PROJECT MANAGER

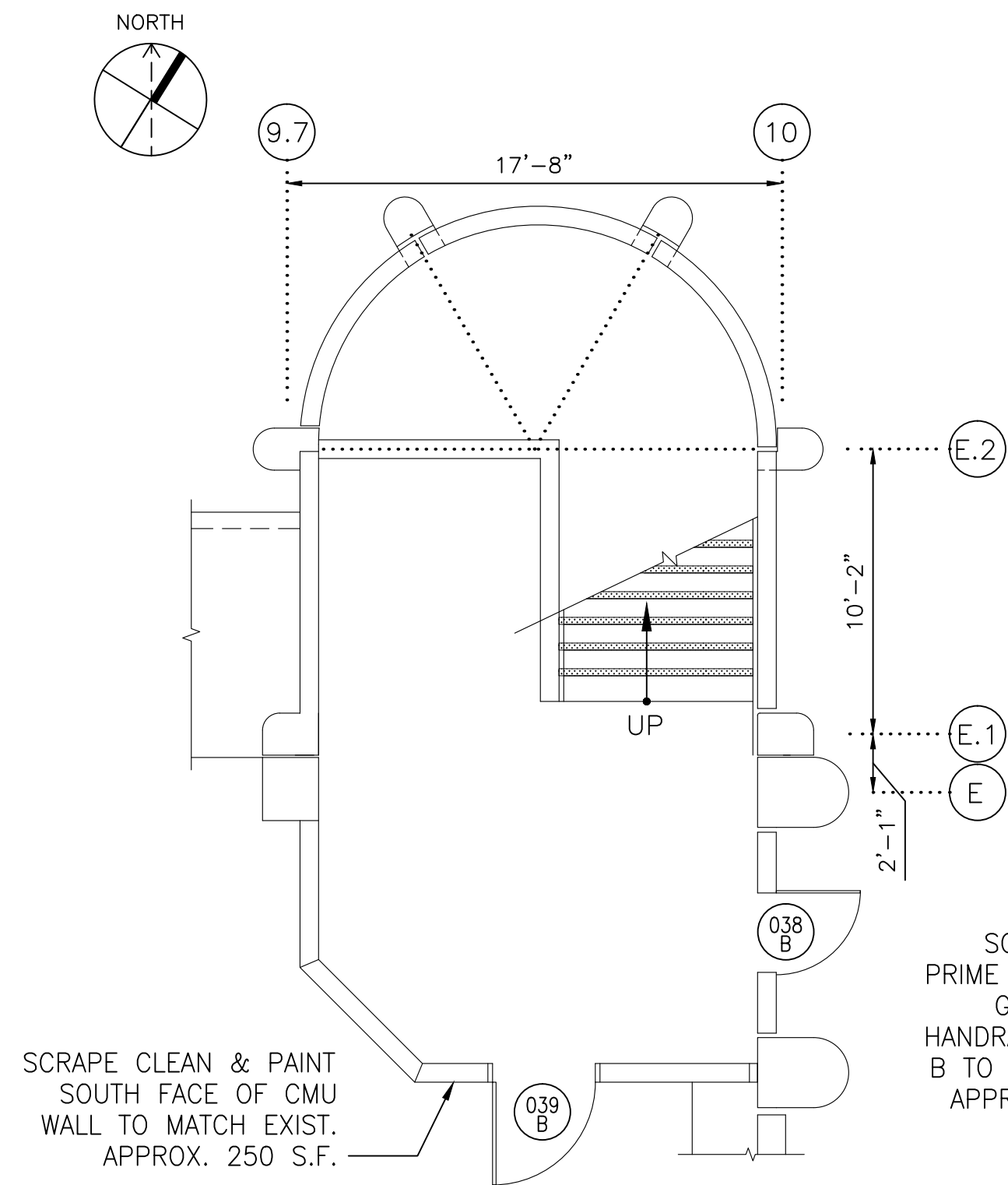
REHABILITATION OF WMATA PARKING FACILITIES
ARCHITECTURAL—SHADY GROVE NORTH

STAIR A PLANS

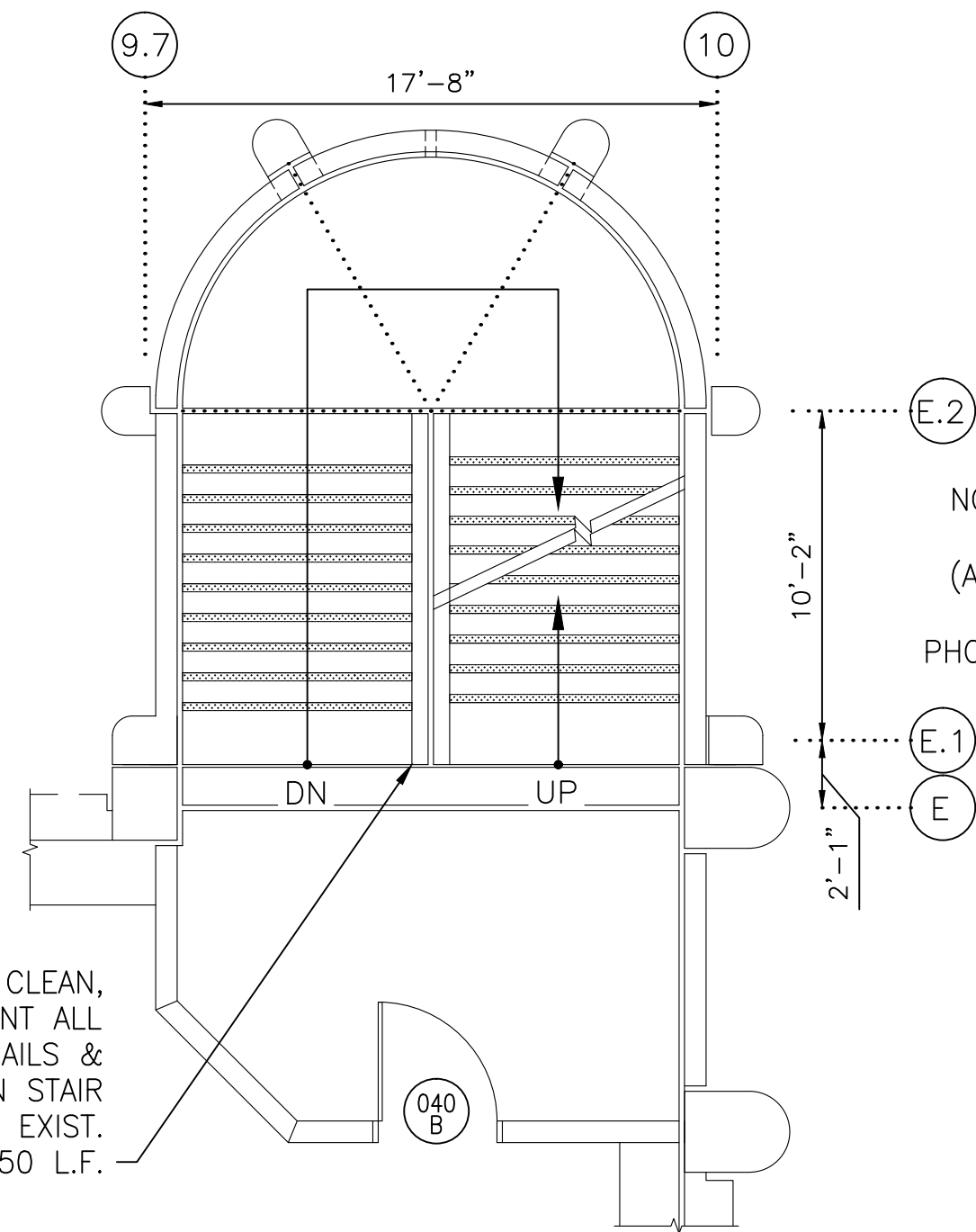
SCALE
AS SHOWN

DRAWING NO.
A15P-A-127

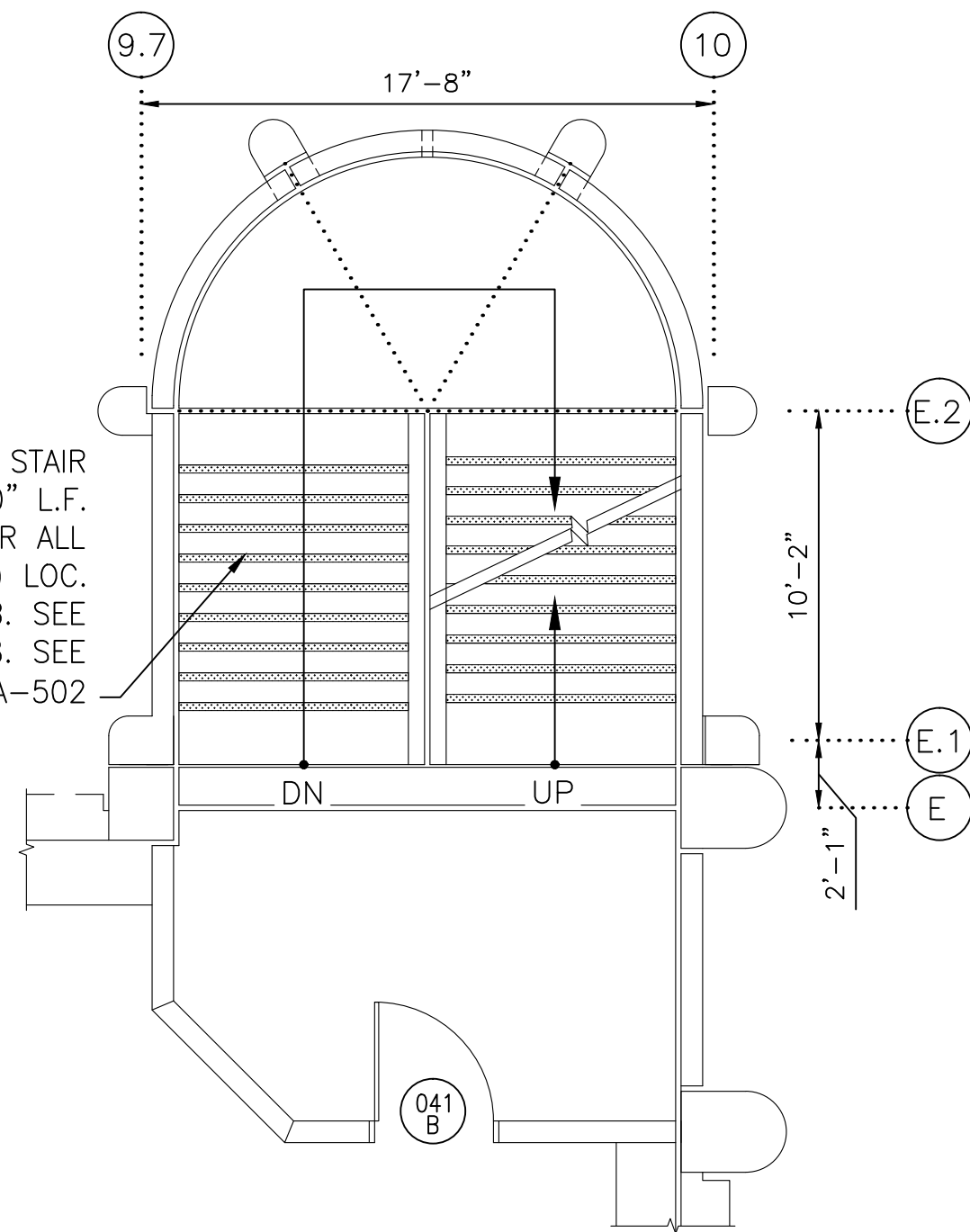
SHEET NO.
M1269-133



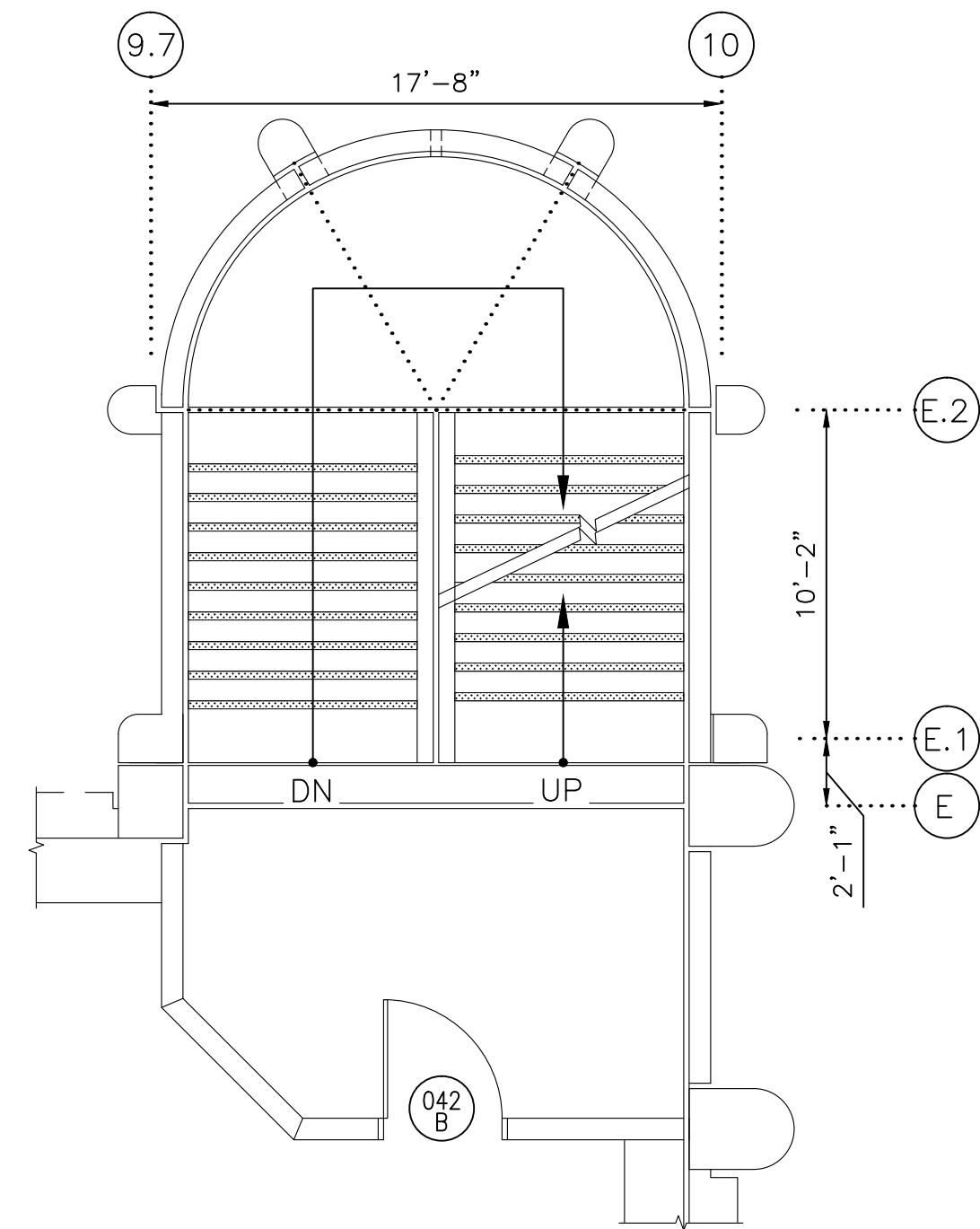
1 STAIR B - GROUND FLOOR PLAN
A-128 SCALE: 3/16"=1'-0"



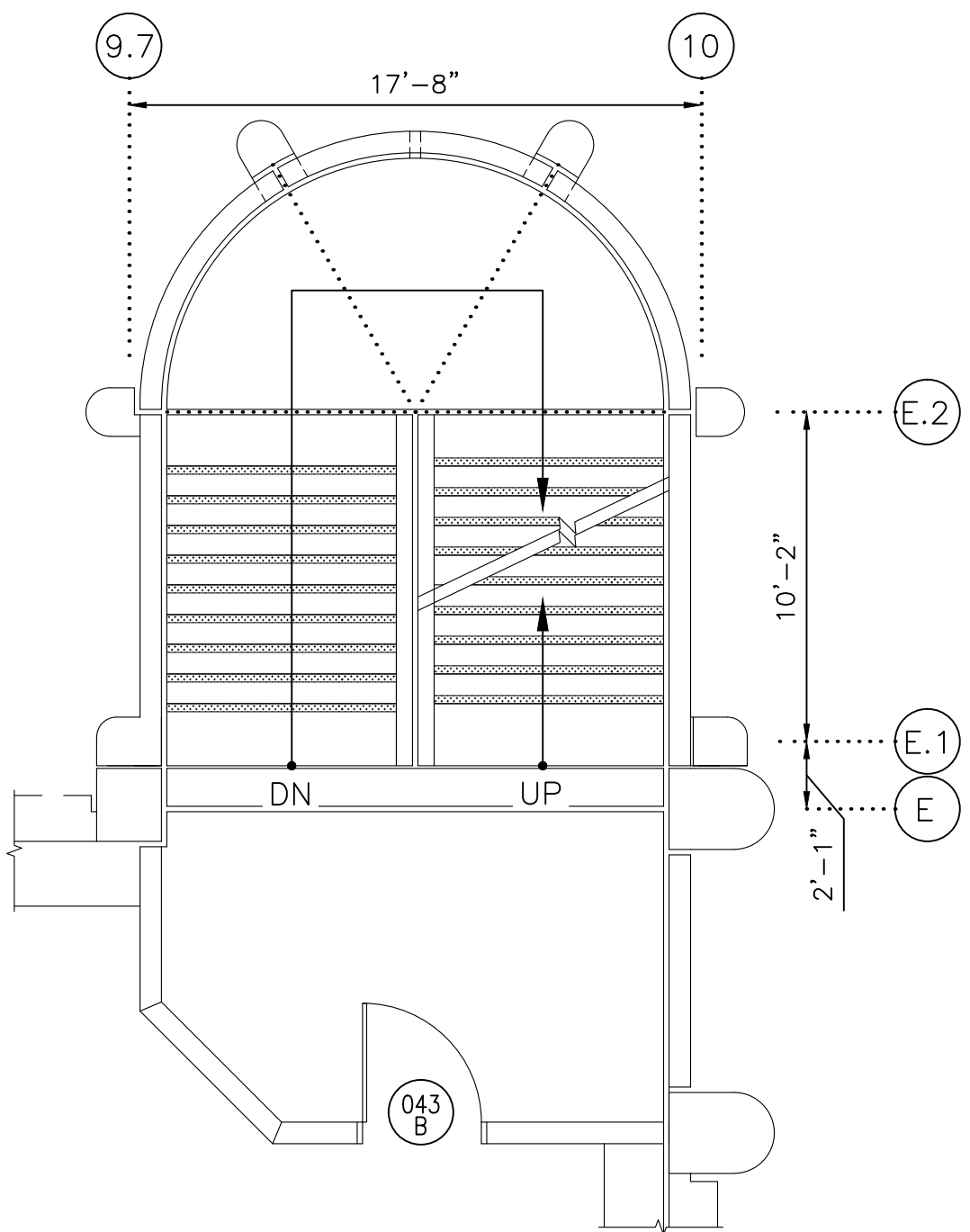
2 STAIR B - SECOND FLOOR PLAN
A-128 SCALE: 3/16"=1'-0"



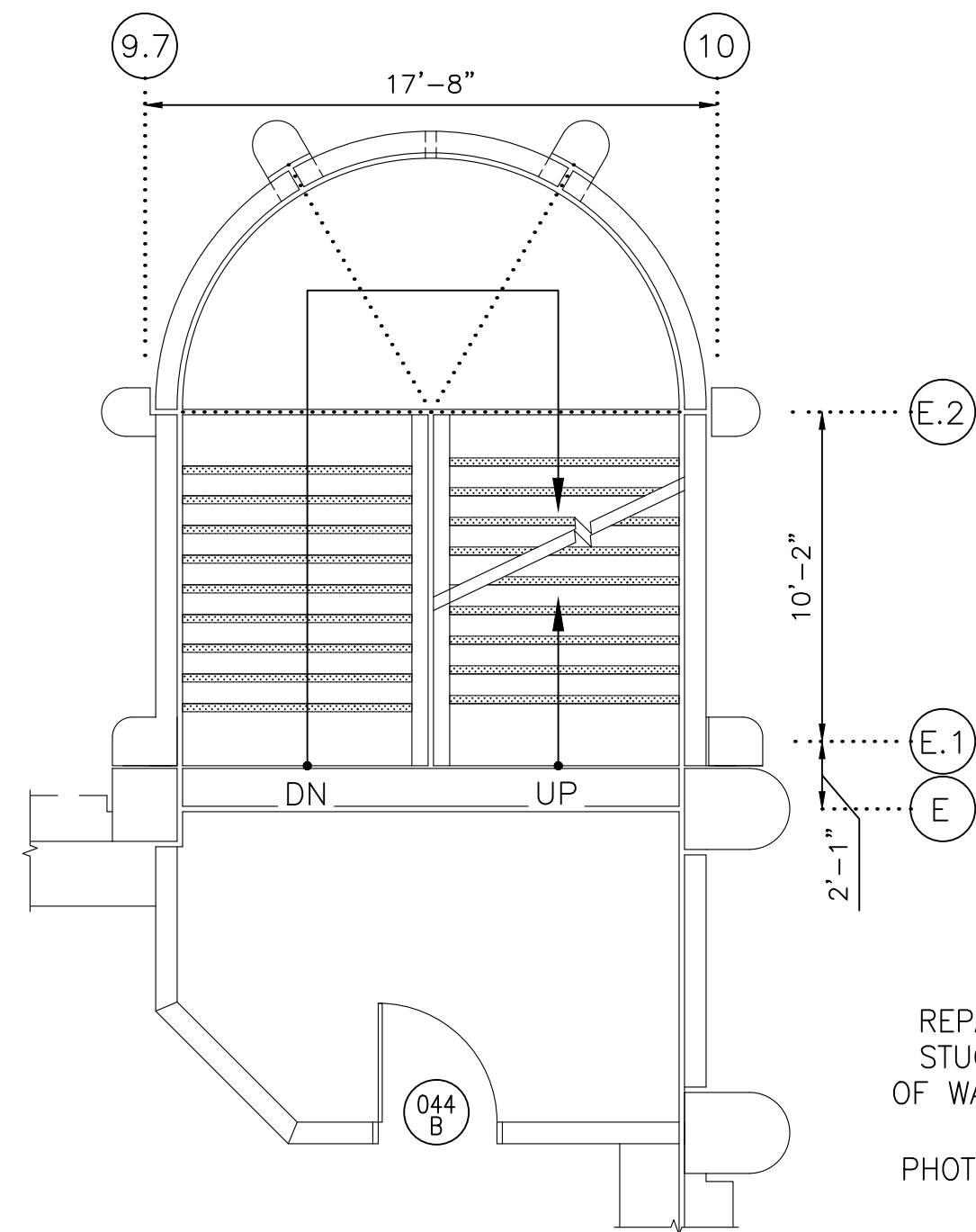
3 STAIR B - THIRD FLOOR PLAN
A-128 SCALE: 3/16"=1'-0"



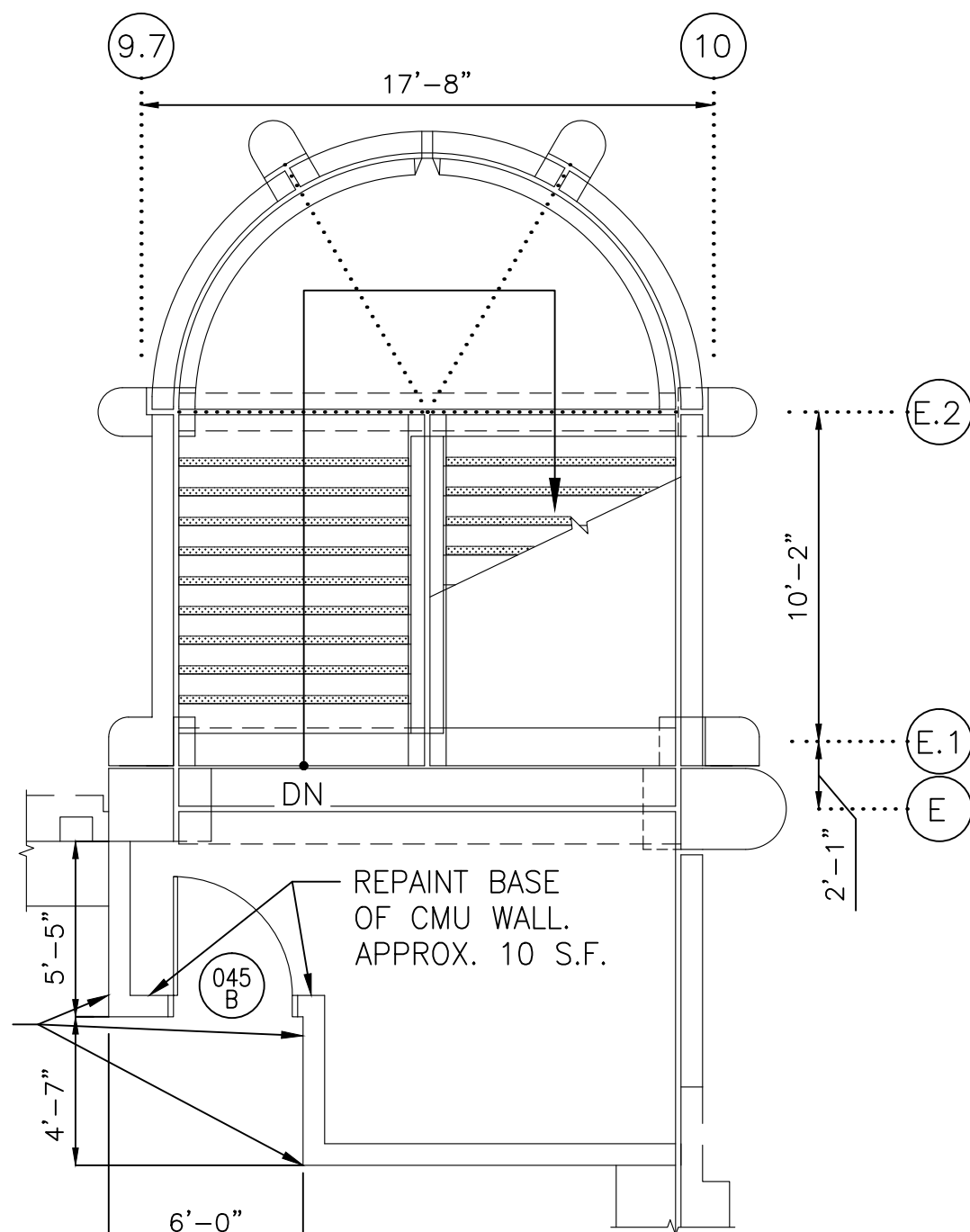
4 STAIR B - FOURTH FLOOR PLAN
A-128 SCALE: 3/16"=1'-0"



5 STAIR B - FIFTH FLOOR PLAN
A-128 SCALE: 3/16"=1'-0"




6 STAIR B - SIXTH FLOOR PLAN
A-128 SCALE: 3/16"=1'-0"



7 STAIR B - SEVENTH FLOOR PLAN
A-128 SCALE: 3/16"=1'-0"

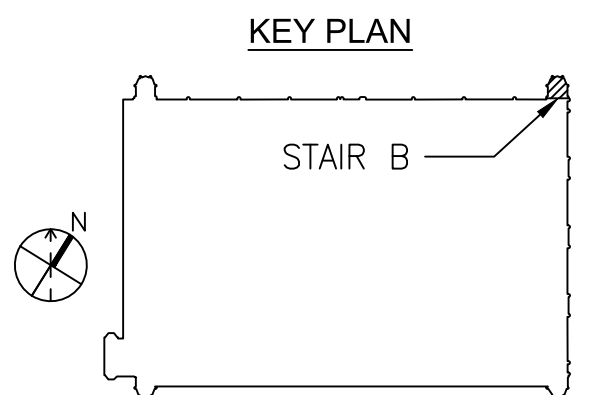


8 PHOTO 8
A-128



9 PHOTO 9
A-128

GENERAL NOTE:
1. REFER TO A-500 FOR DOOR SCHEDULE. TYP. FOR ALL DOORS NOTED WITH DOOR TAG.
2. COORDINATE INSTALLATION OF STAIR NOSINGS W/ TRAFFIC BEARING MEMBRANE APPLICATION.



SCALE: 3/16" = 1'-0"
1' 0' 3' 6' 12'

CONTRACT NO.
FQ15090

DESIGNED	—	12/26/14
DRAWN	—	12/26/14
CHECKED	—	12/26/14
APPROVED	—	12/26/14

REFERENCE DRAWINGS	
NUMBER	DESCRIPTION

REVISIONS		
DATE	BY	DESCRIPTION



WASHINGTON METROPOLITAN AREA TRANSIT AUTHORITY

OFFICE OF CHIEF, INFRASTRUCTURE SERVICES DEPARTMENT
OF TRANSIT INFRASTRUCTURE AND ENGINEERING SERVICES

GFP A Gannett Fleming/Parsons
JOINT VENTURE

APPROVED: _____ DATE: _____
CHIEF ENGINEER

SUBMITTED: _____ DATE: _____
PROJECT MANAGER

REHABILITATION OF WMATA PARKING FACILITIES
ARCHITECTURAL—SHADY GROVE NORTH

STAIR B PLANS

SCALE: AS SHOWN
DRAWING NO.: A15P-A-128
SHEET NO.: M1269-134

S:\2014\WMATA\A-128\A-128.dwg
SAVED: 12/26/14 4:10:31 PM
PLOT: 12/26/14 4:10:31 PM
PLOTED: 12/26/14 10:57:59 AM

